Conical Connection Product Catalog

2025

mis | Dentsply Sirona

MIS has been developing and producing advanced products and innovative solutions, aimed to simplify implant dentistry. Through state-of-the-art production facilities and high quality standards, MIS offers a wide range of dental implants, instruments, surgical kits, superstructures and guided surgery solutions.

The MIS Quality System complies with international quality standard ISO 13485: 2016 - Quality Management System for Medical Devices, with Medical Device Directive 93/42/EEC, and with EU Medical Device Regulation MDR 2017/745. Please note, that not all products are registered or available in every country/region.

IFUs for MIS products may be found at: https://ifu.mis-implants.com. Adobe Acrobat is required to view the IFU file on the website. This software may be freely downloaded from the Adobe website.

Additional information may be added to the product descriptions without prior notice.

© MIS Implants Technologies Ltd. All rights reserved.

Conical Connection

Product Catalog

NOT FOR USE IN THE USA AND CANADA

Products may not be available in some regulated markets. Please contact your local Dentsply Sirona sales office for current product assortment and availability.

TABLE OF CONTENTS

IMPLANT SYSTEMS **4-35.**

MIS LYNX 6
XD Single-Use Drills for MIS LYNX 14
MIS CLEAR™ Surface 16
C1 XD 18
XD Single-Use Drills for C1 26
MIS V3 28

TOOLS AND KITS **36-75.**

Marking Drills 38
Pilot Drills, External Irrigation 39
Step Drills, External Irrigation 40
Countersinks 41
Trephine Burrs 42
Conical Connection Insertion Tools 43
MIS LYNX Orientation Insertion Tools 45
V3 Insertion Tools 46
Surgical Tools 47
Prosthetic Instruments 49
XD Placement Set* 52
MIS LYNX/C1 Surgical Kit 55
V3 Conical Kit 60
Drill Replacement Kit 65
Bone Profiler Kit 66
Drill Stoppers Kit, Standard Platform 67
Drill Stopper Kits, Depth-Based 68
Bone Compression Kit 69
Prosthetic Tools Kit 71
Abutment Holding System Kit 74

PROSTHETIC OPTIONS **76-109.**

Impression Copings and Analogs 78
Temporary Cylinders 80
CONNECT System 82
Multi-Unit System 87
Gold Plastic Cylinders 90
EZ-Base System 91
Ti-Bases 92
Scan Posts 94
Digital Model Analogs 95
Titanium Blanks 96
Cementable Abutments 97
Cementing Posts 99
CPK - Complete Prosthetic Kit 100
LOCKiT Attachment System 103
OT-Equator Kits 106
Ball Attachment System 108

MGUIDE **110-123.**

MGUIDE Templates 112
MGUIDE Surgical Set 113
MGUIDE Drill Replacement Kit 117
MGUIDE Surgical Set, Narrow Sleeve 118
MGUIDE Drill Replacement Kit, Narrow Sleeve 121
MGUIDE 16mm Drills Kit 122

ADDITIONAL INFORMATION **124-129.**

MIS Orientation Insertion Tools 126
Pilot Drills, External Irrigation 127
Step Drills, External Irrigation 128
Alloy Composition 129

INDEX **130-136**

IMPLANT SYSTEMS

MIS offers a range of implant systems that are simple and reliable. MIS implant systems seamlessly integrate into a digital workflow, allowing clinicians to offer their patients advanced treatment options.

The surface of all MIS implants is sand-blasted and acid etched. The surface roughness, uniformity, cleanliness of the implants are regularly monitored with an in-house Scanning Electron Microscope.

Implant Systems

MIS LYNX Conical Connection Ø3.30 NP

Please note, MIS LYNX might not be registered or available in every country/region.

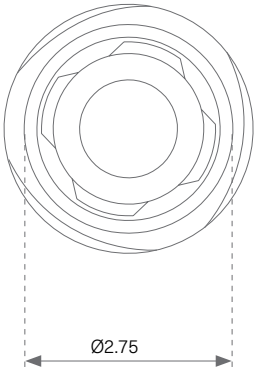

Implant Cover Screw and Healing Caps:

Thin

CN-H0333
CN-H0433
CN-H0533
CN-H0633
CN-H0833

Standard

CN-HS340
CN-HS440
CN-HS540
CN-HS640
CN-HS840

Anatomic

CN-HA248
CN-HA348
CN-HA448
CN-HA548
CN-HA648
CN-HA848

Cover screw

LC3-00277

	Cat. No	Dimensions (mm)	Description	Material	Item includes
	LNXC-10330	Ø3.30 L=10	MIS LYNX conical connection implant, narrow platform	Titanium Alloy Ti 6Al 4V ELI	Cover screw XD single-use drills CLEAR surface
	LNXC-11330	Ø3.30 L=11.5	MIS LYNX conical connection implant, narrow platform	Titanium Alloy Ti 6Al 4V ELI	Cover screw XD single-use drills CLEAR surface
	LNXC-13330	Ø3.30 L=13	MIS LYNX conical connection implant, narrow platform	Titanium Alloy Ti 6Al 4V ELI	Cover screw XD single-use drills CLEAR surface
	LNXC-16330	Ø3.30 L=16	MIS LYNX conical connection implant, narrow platform	Titanium Alloy Ti 6Al 4V ELI	Cover screw XD single-use drills CLEAR surface

L = Length

Ø3.30mm Drilling Protocol

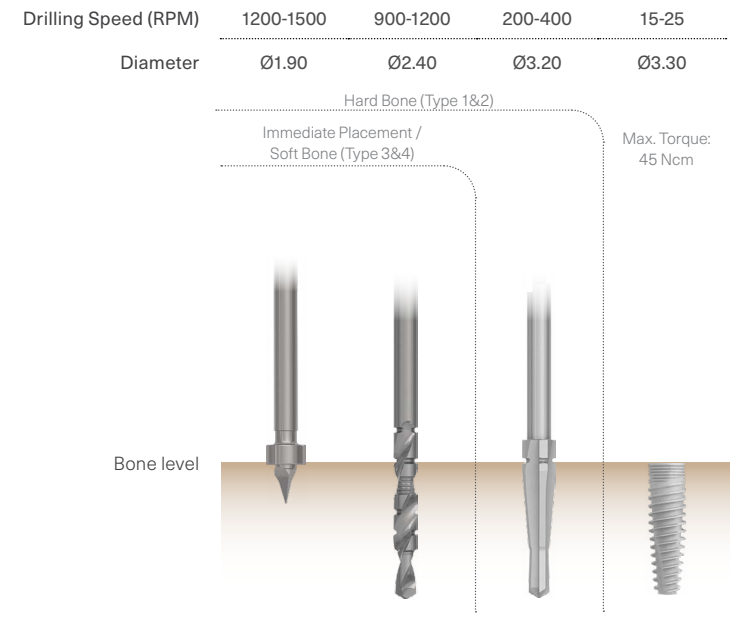

The drilling sequence is illustrated using a 13mm implant.
Procedures recommended by MIS cannot replace the judgment and professional experience of the surgeon.

Implant Systems

MIS LYNX Conical Connection Ø3.75 SP

Please note, MIS LYNX might not be registered or available in every country/region.

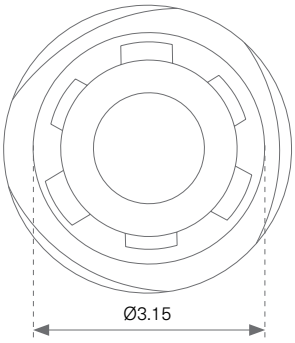

Implant Cover Screw and Healing Caps:

CS-H0339
CS-H0439
CS-H0539
CS-H0639
CS-H0839



CS-HS248
CS-HS348
CS-HS448
CS-HS548
CS-HS648
CS-HS848

VS-HS358
VS-HS458
VS-HS558
VS-HS658
VS-HS858

LC3-00315

	Cat. No	Dimensions (mm)	Description	Material	Item includes
	LNXC-08375	Ø3.75 L=8	MIS LYNX conical connection implant, standard platform	Titanium Alloy Ti 6Al 4V ELI	Cover screw XD single-use drills CLEAR surface
	LNXC-10375	Ø3.75 L=10	MIS LYNX conical connection implant, standard platform	Titanium Alloy Ti 6Al 4V ELI	Cover screw XD single-use drills CLEAR surface
	LNXC-11375	Ø3.75 L=11.5	MIS LYNX conical connection implant, standard platform	Titanium Alloy Ti 6Al 4V ELI	Cover screw XD single-use drills CLEAR surface
	LNXC-13375	Ø3.75 L=13	MIS LYNX conical connection implant, standard platform	Titanium Alloy Ti 6Al 4V ELI	Cover screw XD single-use drills CLEAR surface
	LNXC-16375	Ø3.75 L=16	MIS LYNX conical connection implant, standard platform	Titanium Alloy Ti 6Al 4V ELI	Cover screw XD single-use drills CLEAR surface

L = Length

Ø3.75mm Drilling Protocol

Drilling Speed (RPM)	1200-1500	900-1200	900	200-400	15-25
Diameter	Ø1.90	Ø2.40	Ø3	Ø3.65	Ø3.75

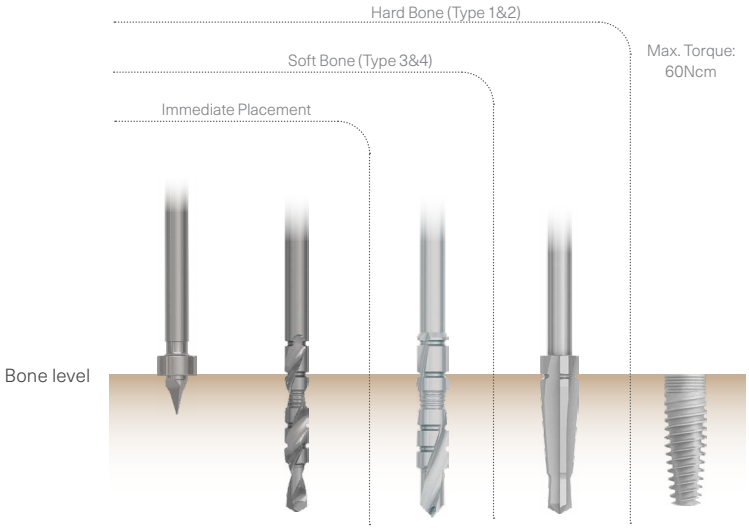

The drilling sequence is illustrated using a 13mm implant.
Procedures recommended by MIS cannot replace the judgment and professional experience of the surgeon.

Implant Systems

MIS LYNX Conical Connection Ø4.20 SP

Please note, MIS LYNX might not be registered or available in every country/region.

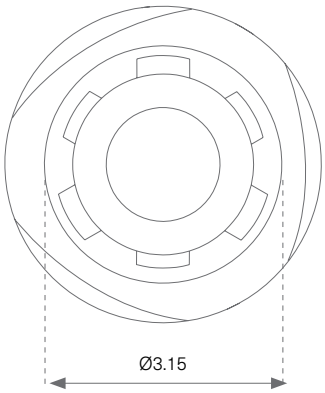

Implant Cover Screw and Healing Caps:

CS-H0339
CS-H0439
CS-H0539
CS-H0639
CS-H0839



CS-HS248
CS-HS348
CS-HS448
CS-HS548
CS-HS648
CS-HS848

VS-HS358
VS-HS458
VS-HS558
VS-HS658
VS-HS858

LC3-00315

	Cat. No	Dimensions (mm)	Description	Material	Item includes
	LNXC-06420	Ø4.20 L=6	MIS LYNX conical connection implant, standard platform	Titanium Alloy Ti 6Al 4V ELI	Cover screw XD single-use drills CLEAR surface
	LNXC-08420	Ø4.20 L=8	MIS LYNX conical connection implant, standard platform	Titanium Alloy Ti 6Al 4V ELI	Cover screw XD single-use drills CLEAR surface
	LNXC-10420	Ø4.20 L=10	MIS LYNX conical connection implant, standard platform	Titanium Alloy Ti 6Al 4V ELI	Cover screw XD single-use drills CLEAR surface
	LNXC-11420	Ø4.20 L=11.5	MIS LYNX conical connection implant, standard platform	Titanium Alloy Ti 6Al 4V ELI	Cover screw XD single-use drills CLEAR surface
	LNXC-13420	Ø4.20 L=13	MIS LYNX conical connection implant, standard platform	Titanium Alloy Ti 6Al 4V ELI	Cover screw XD single-use drills CLEAR surface
	LNXC-16420	Ø4.20 L=16	MIS LYNX conical connection implant, standard platform	Titanium Alloy Ti 6Al 4V ELI	Cover screw XD single-use drills CLEAR surface

L = Length

Ø4.20mm Drilling Protocol

Drilling Speed (RPM)	1200-1500	900-1200	900	900	200-400	15-25
Diameter	Ø1.90	Ø2.40	Ø3	Ø3.50	Ø4.10	Ø4.20

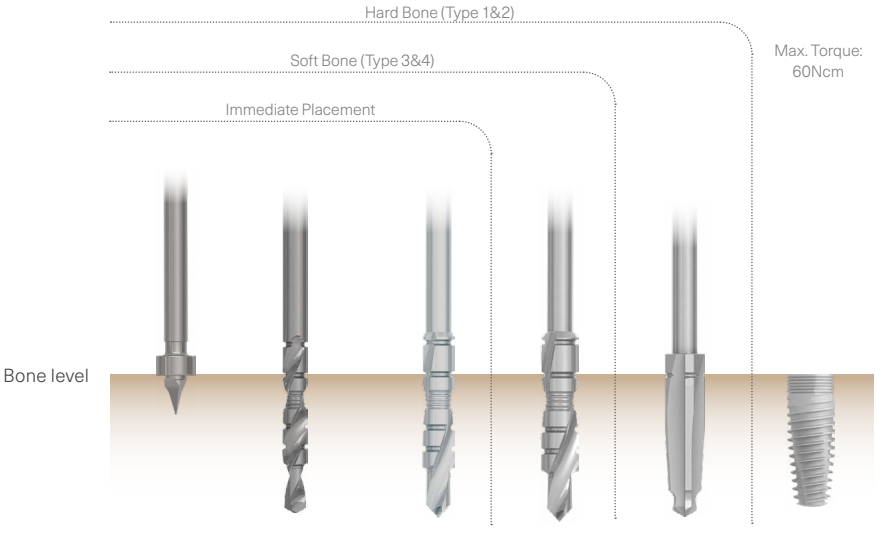

The drilling sequence is illustrated using a 13mm implant.
Procedures recommended by MIS cannot replace the judgment and professional experience of the surgeon.

Implant Systems

MIS LYNX Conical Connection Ø5 WP

Please note, MIS LYNX might not be registered or available in every country/region.

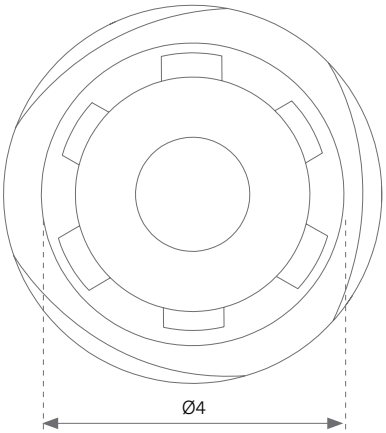



Implant Cover Screw and Healing Caps:

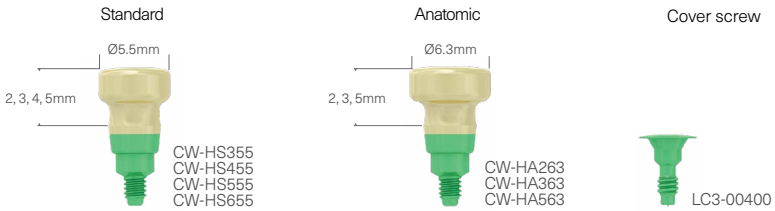

	Cat. No	Dimensions (mm)	Description	Material	Item includes
	LNXC-06500	Ø5 L=6	MIS LYNX conical connection implant, wide platform	Titanium Alloy Ti 6Al 4V ELI	Cover screw XD single-use drills CLEAR surface
	LNXC-08500	Ø5 L=8	MIS LYNX conical connection implant, wide platform	Titanium Alloy Ti 6Al 4V ELI	Cover screw XD single-use drills CLEAR surface
	LNXC-10500	Ø5 L=10	MIS LYNX conical connection implant, wide platform	Titanium Alloy Ti 6Al 4V ELI	Cover screw XD single-use drills CLEAR surface
	LNXC-11500	Ø5 L=11.5	MIS LYNX conical connection implant, wide platform	Titanium Alloy Ti 6Al 4V ELI	Cover screw XD single-use drills CLEAR surface
	LNXC-13500	Ø5 L=13	MIS LYNX conical connection implant, wide platform	Titanium Alloy Ti 6Al 4V ELI	Cover screw XD single-use drills CLEAR surface
	LNXC-16500	Ø5 L=16	MIS LYNX conical connection implant, wide platform	Titanium Alloy Ti 6Al 4V ELI	Cover screw XD single-use drills

L = Length

Ø5mm Drilling Protocol

Drilling Speed (RPM)	1200-1500	900-1200	900	900	200-400	15-25
Diameter	Ø1.90	Ø2.40	Ø3.50	Ø4.30	Ø4.90	Ø5

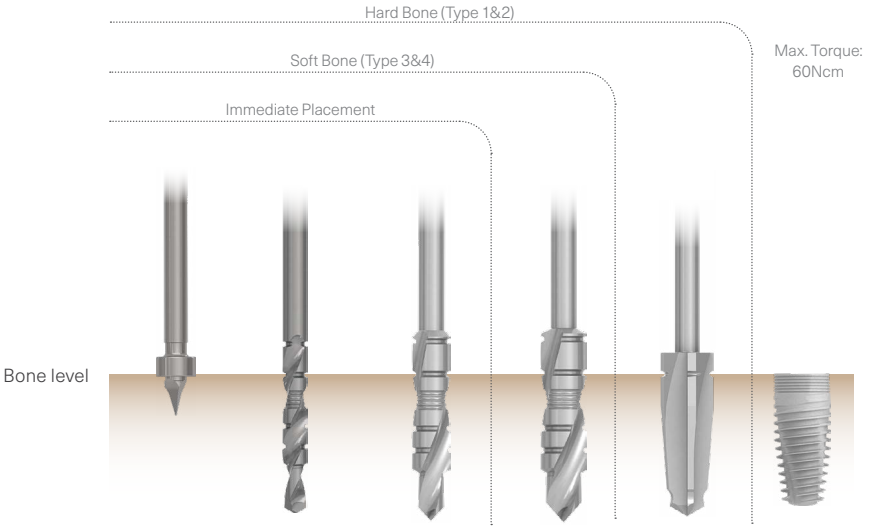

The drilling sequence is illustrated using a 13mm implant.
Procedures recommended by MIS cannot replace the judgment and professional experience of the surgeon.

Implant Systems

XD Single-Use Drills for MIS LYNX

Please note, MIS LYNX might not be registered or available in every country/region.

REVOLUTION IN A BOX!

Unique in the market, MIS includes sharp and sterile drills in every MIS LYNX package, providing a simplified drilling procedure while maintaining strict hygiene protocols.

SINGLE-USE

XD drills are used once per procedure, ensuring strict clinical hygiene protocols for clinicians and patients. Using single-use drills may reduce the risk of possible cross-contamination and infection.

SHARP

Using sharp, single-use drills in every drilling procedure helps avoid the effects of using worn or deformed reusable drills.

STERILE

XD drills eliminate the need for pre-surgery sterilization.

SOLID

XD drills are designed for depth control, with clear depth markings, providing visibility and promoting confidence in every drilling procedure.

SIMPLE

The MIS XD drilling procedure is simplified and quick, eliminating the need for additional reprocessing in a surgical kit, as the drills are sterile and for single use.

MIS XD GUARANTEED QUALITY

MIS has performed bench testing on XD drills, including:

- **Cutting ability test:** MIS XD drills have shown cutting ability similar to reusable drills, according to internal testing procedures.[1]
- **Corrosion bench test:** MIS XD drills have shown no corrosion throughout its shelf-life.[2]
- **Bending bench test:** MIS XD drills meet the requirements of ISO 8325:2023.[3]
- **Drilling ability test on XD drills for LYNX implants:** 30 clinicians evaluated the drills in simulated use; 29 of them reported favorable results.[4]
- **Drilling ability test on XD drills for C1 & SEVEN implants:** 21 clinicians evaluated the drills in simulated use; all of them reported favorable results.[5]
- **Hardness test:** MIS XD drills meet the requirements of ISO 1797:2017.[6]

1. Data on file (Drill cutting ability bench testing)
2. Data on file (Based on corrosion bench testing on XD drills that contain the same materials and have similar design and manufacturing processes)
3. Data on file (Bench testing on bending characteristics)
4. Data on file (Based on a simulated-use professional evaluation by dentists familiar with MIS implants/products; procedure steps were followed, as described in the Instructions for Use)
5. Data on file (Based on a simulated-use professional evaluation by dentists familiar with MIS implants products; procedure steps, as described in the Instructions for Use, were followed)
6. Data on file (Bench testing on hardness of material)

Depth control

XD procedure drills are 16mm long and marked to indicate the MIS implant lengths: 6, 8, 10, 11.5, 13 and 16mm.

Drilling indication

The reference markers, placed between the 10 and 11.5mm depth markings, provide an additional indication of the drilling depth.

Bone protection

In vitro studies[7-9] have shown that there is a correlation between drill wear and bone temperature increase. MIS XD drills are new and sharp each time.



XD final drill

Corresponds to the implant's shape and dimensions.

Precise positioning

The tip of the XD drill has a step tip with the same diameter as the previously-used drill.

7 Chacon GE, Bower DL, Larsen PE, McGlumphy EA, Beck FM. Heat production by 3 implant drill systems after repeated drilling and sterilization. J Oral Maxillofac Surg. 2006 Feb;64(2):265-269.

8 Misir AF, Sumer M, Yenisey M, Ergioglu E. Effect of surgical drill guide on heat generated from implant drilling. J Oral Maxillofac Surg. 2009 Dec;67(12):2663-2668.

9 Möhlhenrich SC, Modabber A, Steiner T, Mitchell DA, Hölzle F. Heat generation and drill wear during dental implant site preparation: systematic review. Br J Oral Maxillofac Surg. 2015 Oct;53(8):679-689.

Implant Systems

MIS CLEAR™ Surface

Please note, MIS CLEAR™ Surface might not be registered or available in every country/region.

THE FUTURE IS CLEAR

Each MIS LYNX implant is stored in a saline solution, ensuring the implant's super-hydrophilicity and quality are maintained from production to placement. [1]

Bench-testing studies demonstrated that when implants are packaged in a saline solution:

- It lowers the carbon levels on the implant surface, compared to "dry" implants. [2]
- There is a higher mineralization of Calcium Phosphate (CaP) minerals, compared to "dry" implants. [3]
- There is a presence of Titanium Oxide nanostructures on the surface of the implants. [4]

1 A surface is super-hydrophilic if the contact angle of a liquid droplet on a solid surface is equal to zero degrees. Data on file (Sessile drop contact angle bench testing)
2 Data on file (Bench testing using X-ray Photoelectron Spectroscopy (XPS) analysis comparing wet- and dry- packaged implants).
3 Data on file (Bench testing using a Scanning Electron Microscope (SEM) equipped with elemental analysis comparing wet- and dry-packaged implants).
4 Data on file (Bench testing using High Resolution Scanning Electron Microscope (HR-SEM) and Raman spectroscopy comparing wet- and dry-packaged implants)

INTERACTION WITH A WATER DROP

"Dry" implant surface

Saline-stored surface

CALCIUM PHOSPHATE PRECIPITATION

After 24 hours | SEM MAG X10,000



"Dry" implant surface



Saline-stored surface

FORMATION OF TITANIUM OXIDE NANOSTRUCTURES

After 18 months | HRSEM X175,000



"Dry" implant surface

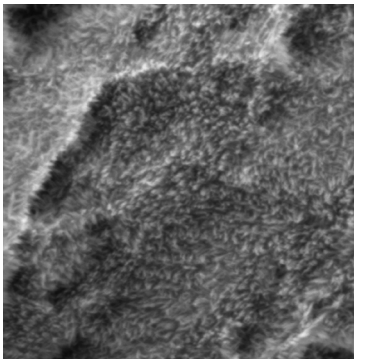

Saline-stored surface

Implant Systems

C1 XD
Conical Connection
Ø3.30 NP

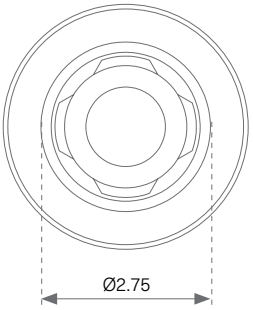



Implant Cover Screw and Healing Caps:

Thin	Standard	Anatomic	Cover screw
Ø3.3mm	Ø4mm	Ø4.8mm	
3, 4, 5, 6, 8mm	3, 4, 5, 6, 7mm	2, 3, 4, 5, 6, 7mm	
CN-H0333	CN-HS340	CN-HA248	CC1-00330
CN-H0433	CN-HS440	CN-HA348	
CN-H0533	CN-HS540	CN-HA448	
CN-H0633	CN-HS640	CN-HA548	
CN-H0833	CN-HS840	CN-HA648	
		CN-HA848	

	Cat. No	Dimensions (mm)	Description	Material	Item includes
	C1-D10330	Ø3.30 L=10	C1 XD conical connection implant, narrow platform	Titanium Alloy Ti 6Al 4V ELI	Cover screw Temporary PEEK cylinder XD single-use drills
	C1-D11330	Ø3.30 L=11.5	C1 XD conical connection implant, narrow platform	Titanium Alloy Ti 6Al 4V ELI	Cover screw Temporary PEEK cylinder XD single-use drills
	C1-D13330	Ø3.30 L=13	C1 XD conical connection implant, narrow platform	Titanium Alloy Ti 6Al 4V ELI	Cover screw Temporary PEEK cylinder XD single-use drills
	C1-D16330	Ø3.30 L=16	C1 XD conical connection implant, narrow platform	Titanium Alloy Ti 6Al 4V ELI	Cover screw Temporary PEEK cylinder XD single-use drills

L = Length

Ø3.30mm Drilling Protocol

Drilling Speed (RPM)	1200-1500	900-1200	200-400	15-25
Diameter	Ø1.90	Ø2.40-2.80	Ø3.25	Ø3.30

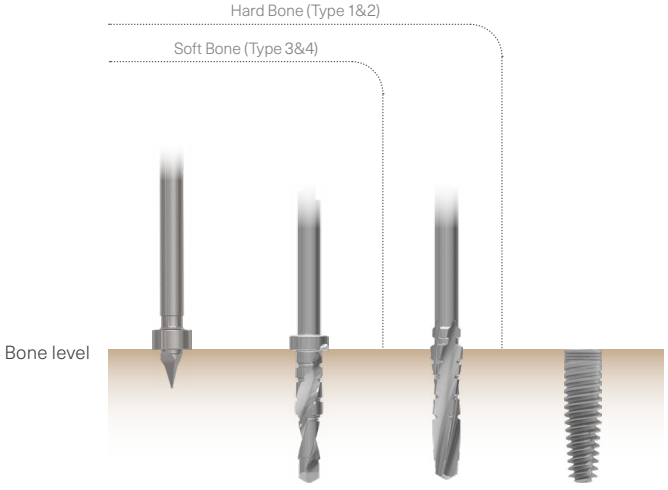

Do not use the last drill for bone types 3 and 4. The drilling sequence is illustrated using a 13mm implant.
Procedures recommended by MIS cannot replace the judgment and professional experience of the surgeon.

Implant Systems

C1 XD
Conical Connection
Ø3.75 SP

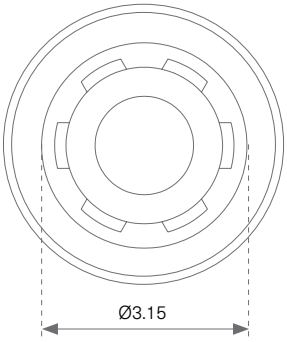



Implant Cover Screw and Healing Caps:

Thin	Standard	Anatomic	Cover screw
Ø3.9mm	Ø4.8mm	Ø5.8mm	
3, 4, 5, 6, 8mm	2, 3, 4, 5, 6, 7mm	3, 4, 5, 6, 7mm	
CS-H0339	CS-HS248	VS-HS358	CC1-00375
CS-H0439	CS-HS348	VS-HS458	
CS-H0539	CS-HS448	VS-HS558	
CS-H0639	CS-HS548	VS-HS658	
CS-H0839	CS-HS648	VS-HS858	
	CS-HS848		

	Cat. No	Dimensions (mm)	Description	Material	Item includes
	C1-D08375	Ø3.75 L=8	C1 XD conical connection implant, standard platform	Titanium Alloy Ti 6Al 4V ELI	Cover screw Temporary PEEK cylinder XD single-use drills
	C1-D10375	Ø3.75 L=10	C1 XD conical connection implant, standard platform	Titanium Alloy Ti 6Al 4V ELI	Cover screw Temporary PEEK cylinder XD single-use drills
	C1-D11375	Ø3.75 L=11.5	C1 XD conical connection implant, standard platform	Titanium Alloy Ti 6Al 4V ELI	Cover screw Temporary PEEK cylinder XD single-use drills
	C1-D13375	Ø3.75 L=13	C1 XD conical connection implant, standard platform	Titanium Alloy Ti 6Al 4V ELI	Cover screw Temporary PEEK cylinder XD single-use drills
	C1-D16375	Ø3.75 L=16	C1 XD conical connection implant, standard platform	Titanium Alloy Ti 6Al 4V ELI	Cover screw Temporary PEEK cylinder XD single-use drills

L = Length

Ø3.75mm Drilling Protocol

Drilling Speed (RPM)	1200-1500	900-1200	200-400	200-400	15-25
Diameter	Ø1.90	Ø2.40-2.80	Ø3.25	Ø3.65	Ø3.75

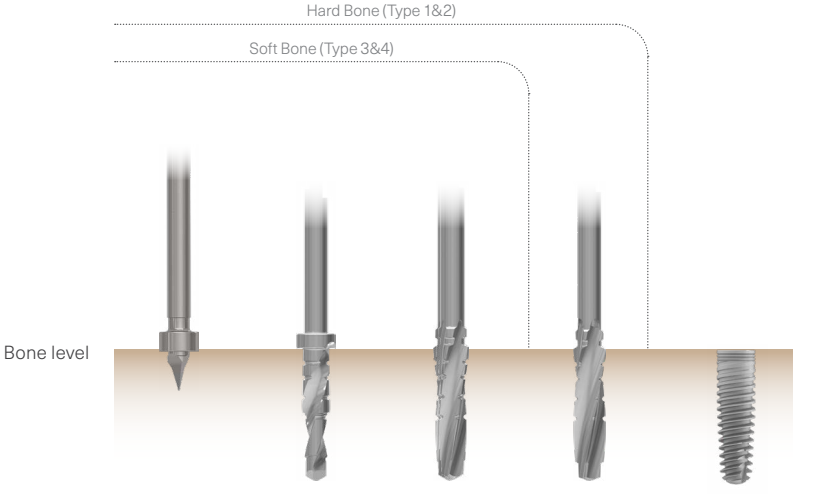

Do not use the last drill for bone types 3 and 4. The drilling sequence is illustrated using a 13mm implant.
Procedures recommended by MIS cannot replace the judgment and professional experience of the surgeon.

Implant Systems

C1 XD
Conical Connection
Ø4.20 SP

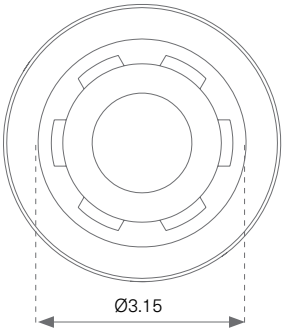



Implant Cover Screw and Healing Caps:

Thin

CS-H0339
CS-H0439
CS-H0539
CS-H0639
CS-H0839

Standard



CS-HS248
CS-HS348
CS-HS448
CS-HS548
CS-HS648
CS-HS848

Anatomic

VS-HS358
VS-HS458
VS-HS558
VS-HS658
VS-HS858

Cover screw

CC1-00375

	Cat. No	Dimensions (mm)	Description	Material	Item includes
	C1-D08420	Ø4.20 L=8	C1 XD conical connection implant, standard platform	Titanium Alloy Ti 6Al 4V ELI	Cover screw Temporary PEEK cylinder XD single-use drills
	C1-D10420	Ø4.20 L=10	C1 XD conical connection implant, standard platform	Titanium Alloy Ti 6Al 4V ELI	Cover screw Temporary PEEK cylinder XD single-use drills
	C1-D11420	Ø4.20 L=11.5	C1 XD conical connection implant, standard platform	Titanium Alloy Ti 6Al 4V ELI	Cover screw Temporary PEEK cylinder XD single-use drills
	C1-D13420	Ø4.20 L=13	C1 XD conical connection implant, standard platform	Titanium Alloy Ti 6Al 4V ELI	Cover screw Temporary PEEK cylinder XD single-use drills
	C1-D16420	Ø4.20 L=16	C1 XD conical connection implant, standard platform	Titanium Alloy Ti 6Al 4V ELI	Cover screw Temporary PEEK cylinder XD single-use drills

L = Length

Ø4.20mm Drilling Protocol

Drilling Speed (RPM)	1200-1500	900-1200	200-400	200-400	15-25
Diameter	Ø1.90	Ø2.40-2.80	Ø3.65	Ø4.10	Ø4.20

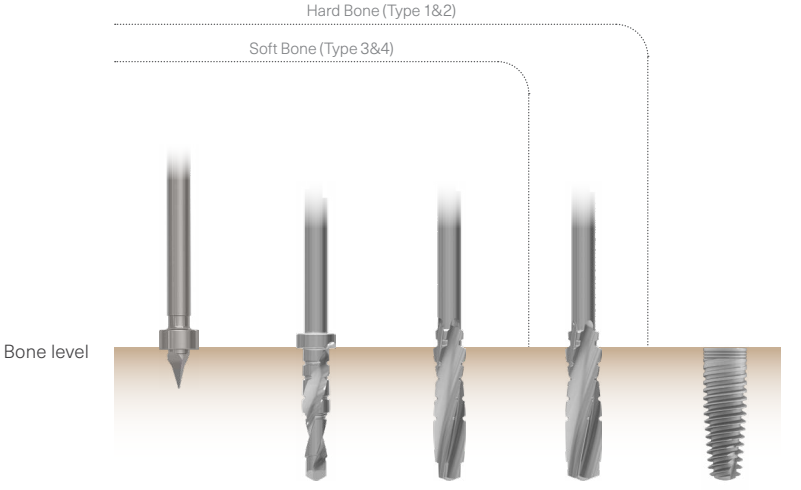

Do not use the last drill for bone types 3 and 4. The drilling sequence is illustrated using a 13mm implant.
Procedures recommended by MIS cannot replace the judgment and professional experience of the surgeon.

Implant Systems

C1 XD
Conical Connection
Ø5 WP

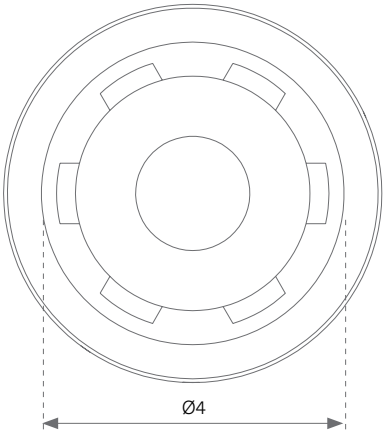



Implant Cover Screw and Healing Caps:

	Cat. No	Dimensions (mm)	Description	Material	Item includes
	C1-D08500	Ø5 L=8	C1 XD conical connection implant, wide platform	Titanium Alloy Ti 6Al 4V ELI	Cover screw Temporary PEEK cylinder XD single-use drills
	C1-D10500	Ø5 L=10	C1 XD conical connection implant, wide platform	Titanium Alloy Ti 6Al 4V ELI	Cover screw Temporary PEEK cylinder XD single-use drills
	C1-D11500	Ø5 L=11.5	C1 XD conical connection implant, wide platform	Titanium Alloy Ti 6Al 4V ELI	Cover screw Temporary PEEK cylinder XD single-use drills
	C1-D13500	Ø5 L=13	C1 XD conical connection implant, wide platform	Titanium Alloy Ti 6Al 4V ELI	Cover screw Temporary PEEK cylinder XD single-use drills
	C1-D16500	Ø5 L=16	C1 XD conical connection implant, wide platform	Titanium Alloy Ti 6Al 4V ELI	Cover screw Temporary PEEK cylinder XD single-use drills

L = Length

Ø5mm Drilling Protocol

Drilling Speed (RPM)	1200-1500	900-1200	200-400	200-400	200-400	200-400	15-25
Diameter	Ø1.90	Ø2.40-2.80	Ø3.65	Ø4.10	Ø4.9*	Ø4.9	Ø5

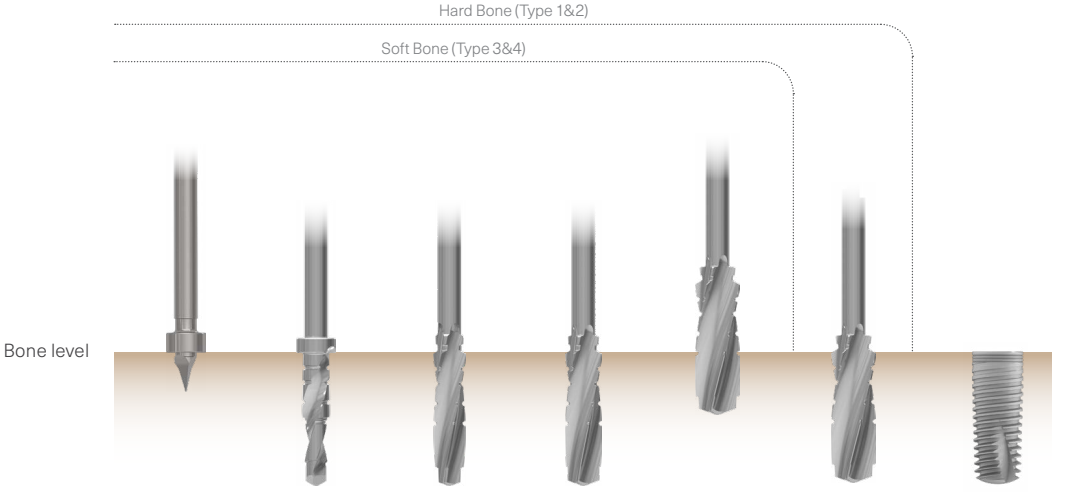

* When placing Ø5 implants in soft bone, the last drill should be drilled to the first depth indicator, which is 6mm deep. For 8mm length implants, the first depth marking is 4mm deep.
Do not use the last drill for bone types 3 and 4. The drilling sequence is illustrated using a 13mm implant.
Procedures recommended by MIS cannot replace the judgment and professional experience of the surgeon.

Implant Systems

XD Single-Use Drills for C1

REVOLUTION IN A BOX!

Unique in the market, MIS includes sharp and sterile drills in every MIS LYNX package, providing a simplified drilling procedure while maintaining strict hygiene protocols.

SINGLE-USE

XD drills are used once per procedure, ensuring strict clinical hygiene protocols for clinicians and patients. Using single-use drills may reduce the risk of possible cross-contamination and infection.

SHARP

Using sharp, single-use drills in every drilling procedure helps avoid the effects of using worn or deformed reusable drills.

STERILE

XD drills eliminate the need for pre-surgery sterilization.

SOLID

XD drills are designed for depth control, with clear depth markings, providing visibility and promoting confidence in every drilling procedure.

SIMPLE

The MIS XD drilling procedure is simplified and quick, eliminating the need for additional reprocessing in a surgical kit, as the drills are sterile and for single use.

MIS XD GUARANTEED QUALITY

MIS has performed bench testing on XD drills, including:

- **Cutting ability test:** MIS XD drills have shown cutting ability similar to reusable drills, according to internal testing procedures.[1]
- **Corrosion bench test:** MIS XD drills have shown no corrosion throughout its shelf-life.[2]
- **Bending bench test:** MIS XD drills meet the requirements of ISO 8325:2023.[3]
- **Drilling ability test on XD drills for LYNX implants:** 30 clinicians evaluated the drills in simulated use; 29 of them reported favorable results.[4]
- **Drilling ability test on XD drills for C1 & SEVEN implants:** 21 clinicians evaluated the drills in simulated use; all of them reported favorable results.[5]
- **Hardness test:** MIS XD drills meet the requirements of ISO 1797:2017.[6]

1. Data on file (Drill cutting ability bench testing)
2. Data on file (Based on corrosion bench testing on XD drills that contain the same materials and have similar design and manufacturing processes)
3. Data on file (Bench testing on bending characteristics)
4. Data on file (Based on a simulated-use professional evaluation by dentists familiar with MIS implants/products; procedure steps were followed, as described in the Instructions for Use)
5. Data on file (Based on a simulated-use professional evaluation by dentists familiar with MIS implants products; procedure steps, as described in the Instructions for Use, were followed)
6. Data on file (Bench testing on hardness of material)

Bone protection

In vitro studies[7-9] have shown that there is a correlation between drill wear and bone temperature increase. MIS XD drills are new and sharp each time.

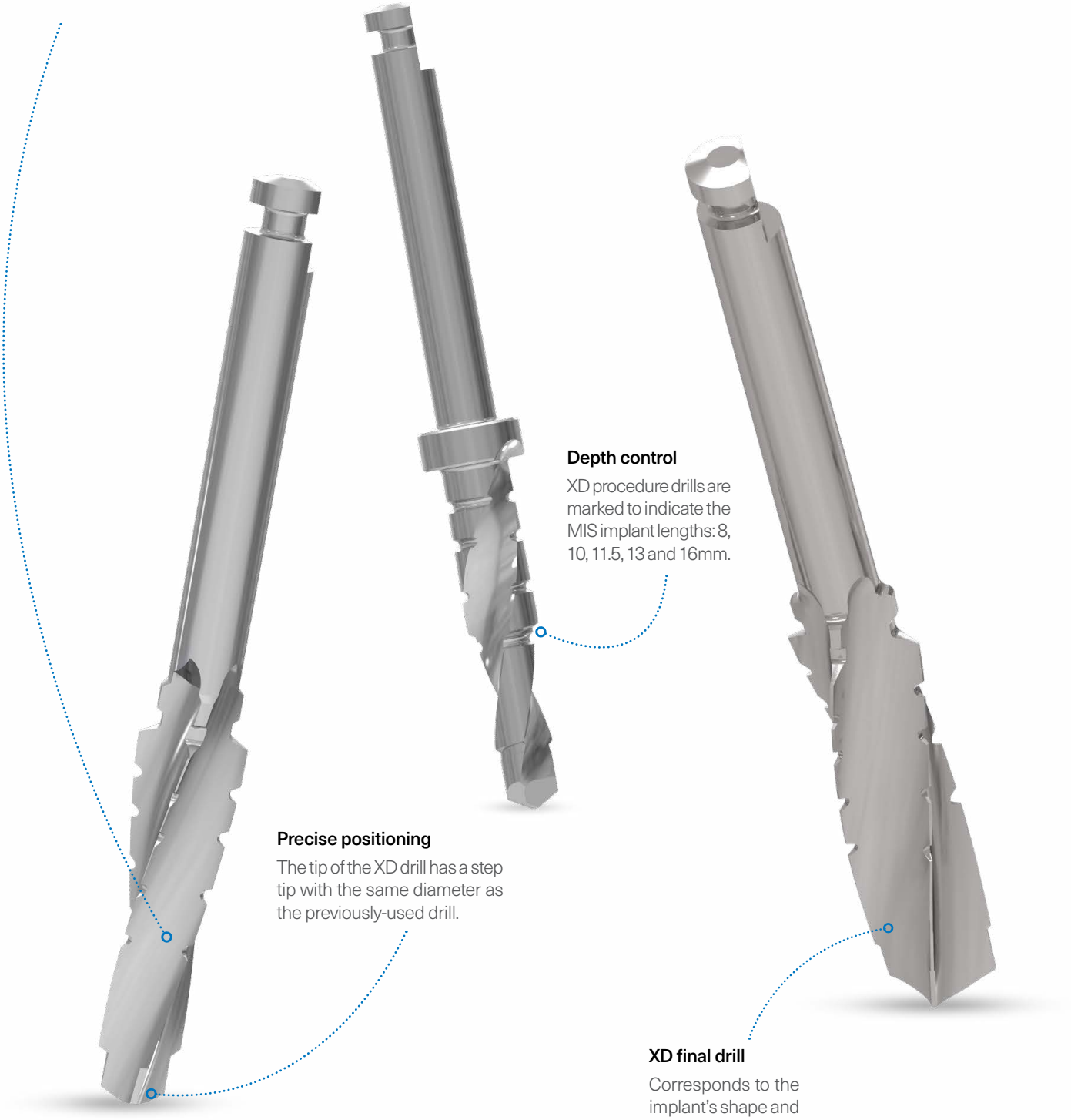

Depth control

XD procedure drills are marked to indicate the MIS implant lengths: 8, 10, 11.5, 13 and 16mm.

Precise positioning

The tip of the XD drill has a step tip with the same diameter as the previously-used drill.

XD final drill

Corresponds to the implant's shape and dimensions.

7 Chacon GE, Bower DL, Larsen PE, McGlumphy EA, Beck FM. Heat production by 3 implant drill systems after repeated drilling and sterilization. J Oral Maxillofac Surg. 2006 Feb;64(2):265-269.

8 Misir AF, Sumer M, Yenisey M, Ergioglu E. Effect of surgical drill guide on heat generated from implant drilling. J Oral Maxillofac Surg. 2009 Dec;67(12):2663-2668.

9 Möhlhenrich SC, Modabber A, Steiner T, Mitchell DA, Hölzle F. Heat generation and drill wear during dental implant site preparation: systematic review. Br J Oral Maxillofac Surg. 2015 Oct;53(8):679-689.

Implant Systems

MIS V3
Conical Connection
Ø3.30 NP

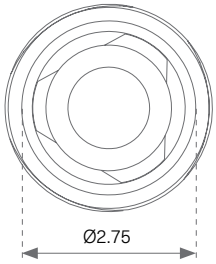



Implant Cover Screw and Healing Caps:

Thin	Standard	Anatomic	Cover screw
Ø3.3mm	Ø4mm	Ø4.8mm	
3, 4, 5, 6, 8mm	3, 4, 5, 6, 7mm	2, 3, 4, 5, 6, 7mm	
CN-H0333	CN-HS340	CN-HA248	CC1-00227
CN-H0433	CN-HS440	CN-HA348	
CN-H0533	CN-HS540	CN-HA448	
CN-H0633	CN-HS640	CN-HA548	
CN-H0833	CN-HS840	CN-HA648	
		CN-HA848	

	Cat. No	Dimensions (mm)	Description	Material	Item includes
	V3-10330	Ø3.30 L=10	V3 conical connection implant, narrow platform	Titanium Alloy Ti 6Al 4V ELI	Cover screw Final drill
	V3-11330	Ø3.30 L=11.5	V3 conical connection implant, narrow platform	Titanium Alloy Ti 6Al 4V ELI	Cover screw Final drill
	V3-13330	Ø3.30 L=13	V3 conical connection implant, narrow platform	Titanium Alloy Ti 6Al 4V ELI	Cover screw Final drill
	V3-16330	Ø3.30 L=16	V3 conical connection implant, narrow platform	Titanium Alloy Ti 6Al 4V ELI	Cover screw Final drill

L = Length

Ø3.30mm Drilling Protocol

Drilling Speed (RPM)	800-1000	600-800		200-400	200-400	Max. Torque: 45Ncm
Diameter	Ø1.90	Ø2.40	Ø2.40	Final drill	Final drill	Ø3.30



The drilling sequence is illustrated using an 11.50mm implant.
Procedure recommended by MIS cannot replace the judgment and professional experience of the surgeon.

Implant Systems

MIS V3
Conical Connection
Ø3.90 SP

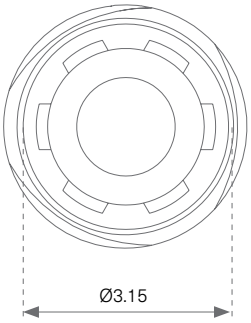

Implant Cover Screw and Healing Caps:

Thin

CS-H0339
CS-H0439
CS-H0539
CS-H0639
CS-H0839

Standard

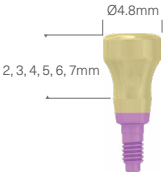

CS-HS248
CS-HS348
CS-HS448
CS-HS548
CS-HS648
CS-HS848

Anatomic

VS-HS358
VS-HS458
VS-HS558
VS-HS658
VS-HS858

Cover screw

CC1-00315

	Cat. No	Dimensions (mm)	Description	Material	Item includes
	V3-08390	Ø3.90 L=8	V3 conical connection implant, standard platform	Titanium Alloy Ti 6Al 4V ELI	Cover screw Final drill
	V3-10390	Ø3.90 L=10	V3 conical connection implant, standard platform	Titanium Alloy Ti 6Al 4V ELI	Cover screw Final drill
	V3-11390	Ø3.90 L=11.5	V3 conical connection implant, standard platform	Titanium Alloy Ti 6Al 4V ELI	Cover screw Final drill
	V3-13390	Ø3.90 L=13	V3 conical connection implant, standard platform	Titanium Alloy Ti 6Al 4V ELI	Cover screw Final drill
	V3-16390	Ø3.90 L=16	V3 conical connection implant, standard platform	Titanium Alloy Ti 6Al 4V ELI	Cover screw Final drill

L = Length

Ø3.90mm Drilling Protocol

Drilling Speed (RPM)	800-1000	600-800				200-400	200-400	Max. Torque: 60Ncm
Diameter	Ø1.90	Ø2.40	Ø2.40	Ø3	Ø3	Final drill	Final drill	Ø3.90

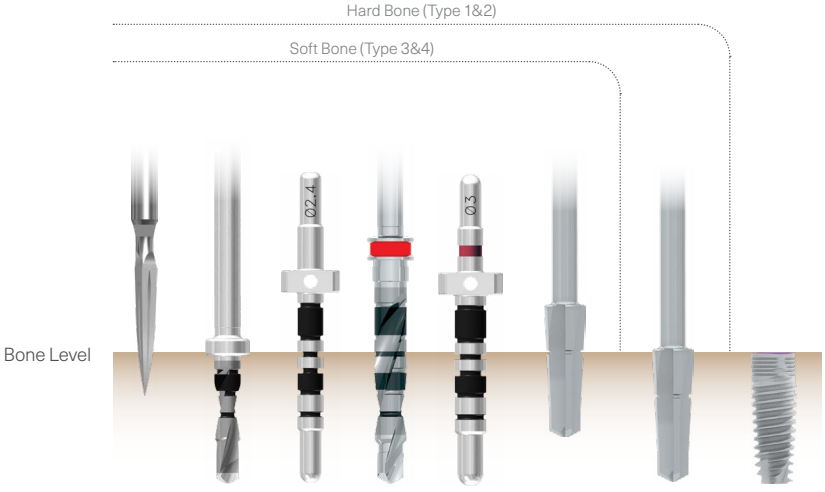

The drilling sequence is illustrated using an 11.50mm implant.
Procedure recommended by MIS cannot replace the judgment and professional experience of the surgeon.

Implant Systems

MIS V3
Conical Connection
Ø4.30 SP

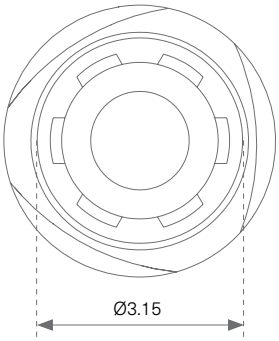

Implant Cover Screw and Healing Caps:

Thin

CS-H0339
CS-H0439
CS-H0539
CS-H0639
CS-H0839

Standard

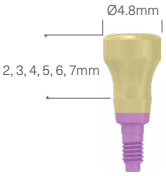

CS-HS248
CS-HS348
CS-HS448
CS-HS548
CS-HS648
CS-HS848

Anatomic

VS-HS358
VS-HS458
VS-HS558
VS-HS658
VS-HS858

Cover screw

CC1-00315

	Cat. No	Dimensions (mm)	Description	Material	Item includes
	V3-08430	Ø4.30 L=8	V3 conical connection implant, standard platform	Titanium Alloy Ti 6Al 4V ELI	Cover screw Final drill
	V3-10430	Ø4.30 L=10	V3 conical connection implant, standard platform	Titanium Alloy Ti 6Al 4V ELI	Cover screw Final drill
	V3-11430	Ø4.30 L=11.5	V3 conical connection implant, standard platform	Titanium Alloy Ti 6Al 4V ELI	Cover screw Final drill
	V3-13430	Ø4.30 L=13	V3 conical connection implant, standard platform	Titanium Alloy Ti 6Al 4V ELI	Cover screw Final drill
	V3-16430	Ø4.30 L=16	V3 conical connection implant, standard platform	Titanium Alloy Ti 6Al 4V ELI	Cover screw Final drill

L = Length

Ø4.30mm Drilling Protocol

Drilling Speed (RPM)	800-1000	600-800		450-650	350-550		200-400	200-400	Max. Torque: 60Ncm
Diameter	Ø1.90	Ø2.40	Ø2.40	Ø3	Ø3.50	Ø3.50	Final drill	Final drill	Ø4.30

The drilling sequence is illustrated using an 11.50mm implant.
Procedure recommended by MIS cannot replace the judgment and professional experience of the surgeon.

Implant Systems

MIS V3 Conical Connection Ø5 SP

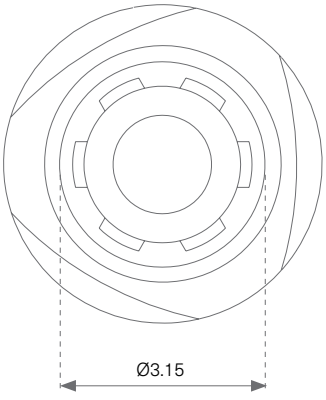



Implant Cover Screw and Healing Caps:



	Cat. No	Dimensions (mm)	Description	Material	Item includes
	V3-08500	Ø5 L=8	V3 conical connection implant, standard platform	Titanium Alloy Ti 6Al 4V ELI	Cover screw Final drill
	V3-10500	Ø5 L=10	V3 conical connection implant, standard platform	Titanium Alloy Ti 6Al 4V ELI	Cover screw Final drill
	V3-11500	Ø5 L=11.5	V3 conical connection implant, standard platform	Titanium Alloy Ti 6Al 4V ELI	Cover screw Final drill
	V3-13500	Ø5 L=13	V3 conical connection implant, standard platform	Titanium Alloy Ti 6Al 4V ELI	Cover screw Final drill
	V3-16500	Ø5 L=16	V3 conical connection implant, standard platform	Titanium Alloy Ti 6Al 4V ELI	Cover screw Final drill

L = Length

Ø5mm Drilling Protocol

Drilling Speed (RPM)	800-1000	600-800		450-650	350-550	300-500		200-400	200-400	Max. Torque: 60Ncm
Diameter	Ø1.90	Ø2.40	Ø2.40	Ø3	Ø3.50	Ø4	Ø4	Final drill	Final drill	Ø5



The drilling sequence is illustrated using an 11.50mm implant.
Procedure recommended by MIS cannot replace the judgment and professional experience of the surgeon.

MARKING DRILLS
PILOT DRILLS Ø2
BIT DRILLS
BODY TRIM Ø3
BODY TRIM
COUNTERSINKS
TOOLS
DRILL EXTENDER
INSERTION TOOLS
ORIENTATION TOOLS
LONG
SHORT
M/S
CONICAL
CONNECTION
SURGICAL KIT

TOOLS AND KITS

MIS kits and instruments promote accuracy and precision in surgical procedures. The kits are designed for efficiency and ease of use, featuring an ergonomic design and a single-handed opening mechanism. The range includes various tools such as drills, body try-ins, keys, ratchets, and insertion tools.

Tools and Kits

Marking Drills

	Cat. No	Dimensions (mm)	Description	Material	Sold
	MT-SMD10	L=30	Spade marking drill	Stainless steel	INSIDE KIT, STAND ALONE
	MT-PDM24	Ø2.40 L=32	Position drill mill	Stainless steel	INSIDE KIT, STAND ALONE
	MT-PD440	Ø4 L=32.7	Position drill	Stainless steel	INSIDE KIT, STAND ALONE

L = Length

Tools and Kits

Pilot Drills, External Irrigation

	Cat. No	Dimensions (mm)	Description	Material	Sold
	CT-P2408	Ø2.40/2.0 L=28	Step pilot drill with built-in stopper for 8mm length implants	Stainless steel	INSIDE KIT, STAND ALONE
	CT-P2410	Ø2.40/2.0 L=28	Step pilot drill with built-in stopper for 10mm length implants	Stainless steel	INSIDE KIT, STAND ALONE
	CT-P2411	Ø2.40/2.0 L=33	Step pilot drill with built-in stopper for 11.5mm length implants	Stainless steel	INSIDE KIT, STAND ALONE
	CT-P2413	Ø2.40/2.0 L=33	Step pilot drill with built-in stopper for 13mm length implants	Stainless steel	INSIDE KIT, STAND ALONE
	CT-P2416	Ø2.40/2.0 L=37.5	Step pilot drill for 16mm length implants	Stainless steel	INSIDE KIT, STAND ALONE

L = Length

Tools and Kits

Step Drills, External Irrigation

	Cat. No	Dimensions (mm)	Description	Material	Sold
	CT-TDC30	Ø3/2.40 L=37.5	Step drill, external irrigation	Stainless steel	INSIDE KIT STAND ALONE
	CT-TDC35	Ø3.50/3 L=37.5	Step drill, external irrigation	Stainless steel	INSIDE KIT STAND ALONE
	CT-TDC40	Ø4/3.50 L=37.5	Step drill, external irrigation	Stainless steel	INSIDE KIT STAND ALONE
	CT-TDC45	Ø4.50/4 L=37.5	Step drill, external irrigation	Stainless steel	INSIDE KIT STAND ALONE

L = Length

Tools and Kits

Countersinks

	Cat. No	Dimensions (mm)	Description	Material	Sold
	MT-CS330	Ø3.30 L=25	Countersink for Ø3.30 implant, narrow platform	Stainless steel	STAND ALONE
	MT-CS375	Ø3.75 L=25	Countersink for Ø3.75 implant, standard platform	Stainless steel	STAND ALONE
	MT-CS420	Ø4.20 L=25	Countersink for Ø4.20 implant, standard platform	Stainless steel	STAND ALONE
	MT-CS500	Ø5 L=25	Countersink for Ø5 implant, wide platform	Stainless steel	STAND ALONE
	MT-CSN33	Ø3.30 L=31	Countersink, narrow platform	Stainless steel	INSIDE KIT, STAND ALONE
	MT-GDN33	Ø3.75/4.20 L=26	Countersink, standard platform	Stainless steel	INSIDE KIT, STAND ALONE
	MT-GDN50	Ø5/6 L=26.8	Countersink, wide platform	Stainless steel	INSIDE KIT, STAND ALONE

L = Length

Tools and Kits

Trephine Burrs

	Cat. No	Dimensions (mm)	Description	Material	Sold
	MT-00400	Ø4/5 L=37	Trephine burr	Stainless steel	STAND ALONE
	MT-00500	Ø5/6 L=37	Trephine burr	Stainless steel	STAND ALONE
	MT-00600	Ø6/7 L=37	Trephine burr	Stainless steel	STAND ALONE

L = Length

Tools and Kits

Conical Connection Insertion Tools

	Cat. No	Dimensions (mm)	Description	Material	Sold
	CT-NLR10	L=32	Long ratchet insertion tool, conical connection, narrow platform	Stainless steel	INSIDE KIT STAND ALONE
	CT-NSR10	L=24.5	Short ratchet insertion tool, conical connection, narrow platform	Stainless steel	INSIDE KIT STAND ALONE
	CT-NLI10	L=32	Long motor insertion tool, conical connection, narrow platform	Stainless steel	INSIDE KIT STAND ALONE
	CT-NSI10	L=24.5	Short motor insertion tool, conical connection, narrow platform	Stainless steel	INSIDE KIT STAND ALONE
	CT-SLR10	L=33	Long ratchet insertion tool, conical connection, standard platform	Stainless steel	INSIDE KIT STAND ALONE
	CT-SSR10	L=23	Short ratchet insertion tool, conical connection, standard platform	Stainless steel	INSIDE KIT STAND ALONE
	CT-SLI10	L=33	Long motor insertion tool, conical connection, standard platform	Stainless Steel	INSIDE KIT STAND ALONE

L = Length

Conical Connection Insertion Tools

	Cat. No	Dimensions (mm)	Description	Material	Sold
	CT-SSI10	L=25.5	Short motor insertion tool, conical connection, standard platform	Stainless Steel	INSIDE KIT, STAND ALONE
	CT-WLR10	L=33	Long ratchet insertion tool, conical connection, wide platform	Stainless steel	INSIDE KIT, STAND ALONE
	CT-WSR10	L=23	Short ratchet insertion tool, conical connection, wide platform	Stainless steel	INSIDE KIT, STAND ALONE
	CT-WLI10	L=33	Long motor insertion tool, conical connection, wide platform	Stainless steel	INSIDE KIT, STAND ALONE
	CT-WSI10	L=25.5	Short motor insertion tool, conical connection, wide platform	Stainless steel	INSIDE KIT, STAND ALONE

L = Length

4 Depth Indications

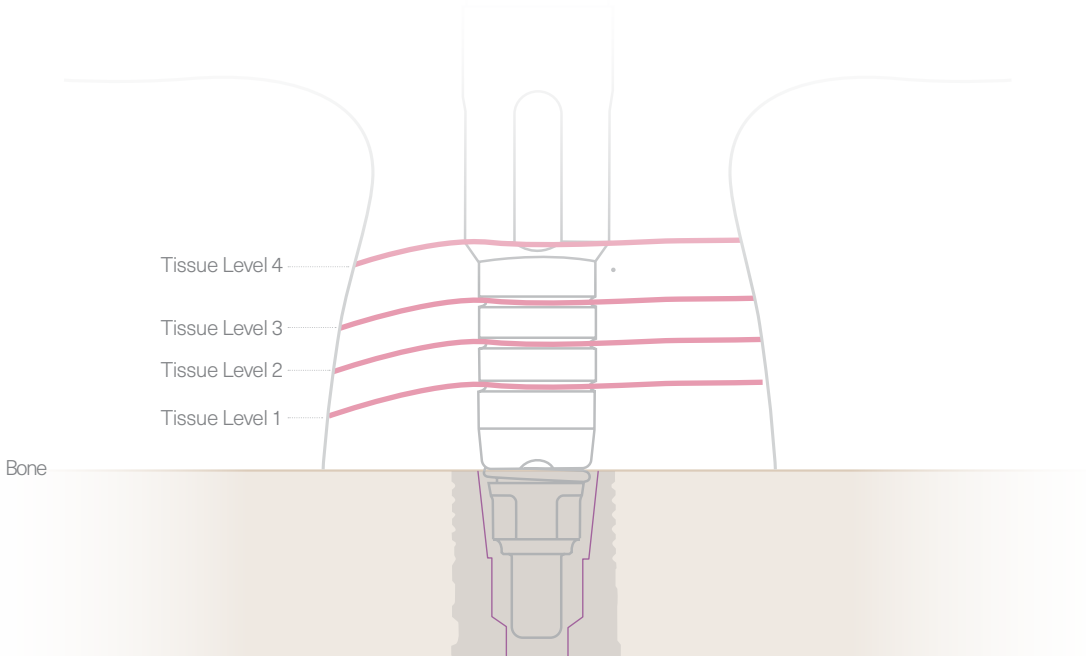

Tools and Kits

MIS LYNX Orientation Insertion Tools

Please note, MIS LYNX might not be registered or available in every country/region.

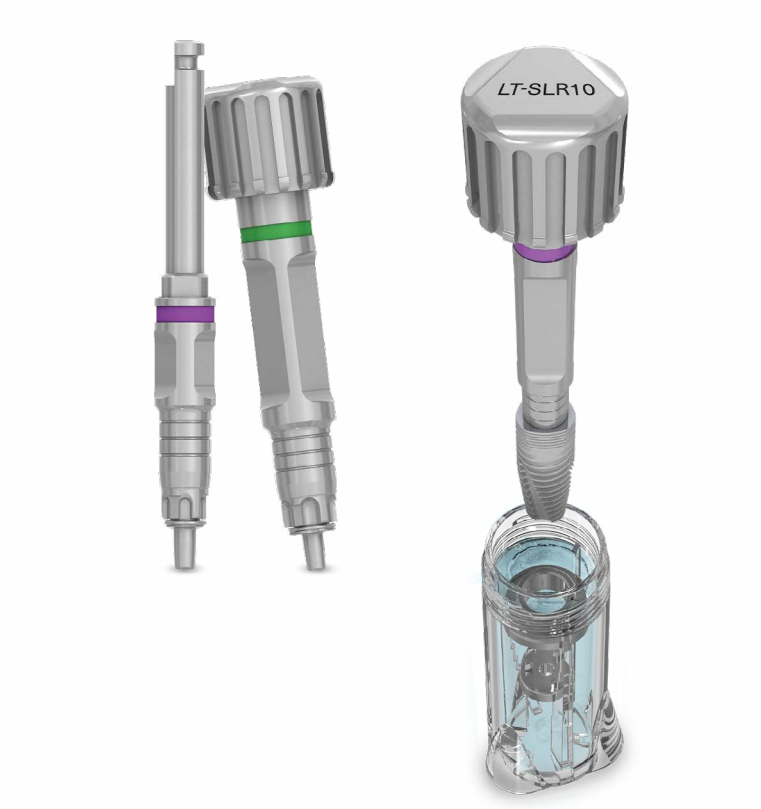

	Cat. No	Dimensions (mm)	Description	Material	Sold
	LT-SLM10	L=29	MIS LYNX long motor insertion tool, standard platform	Stainless steel	STAND ALONE
	LT-SLR10	L=25	MIS LYNX long ratchet insertion tool, standard platform	Stainless steel	STAND ALONE
	LT-SSM10	L=32.4	MIS LYNX short motor insertion tool, standard platform	Stainless steel	STAND ALONE
	LT-SSR10	L=25	MIS LYNX short ratchet insertion tool, standard platform	Stainless steel	STAND ALONE
	LT-WLM10	L=29	MIS LYNX long motor insertion tool, wide platform	Stainless steel	STAND ALONE
	LT-WLR10	L=25	MIS LYNX long ratchet insertion tool, wide platform	Stainless steel	STAND ALONE
	LT-WSM10	L=32.4	MIS LYNX short motor insertion tool, wide platform	Stainless steel	STAND ALONE
	LT-WSR10	L=22.3	MIS LYNX short ratchet insertion tool, wide platform	Stainless steel	STAND ALONE

L = Length

Tools and Kits

V3 Insertion Tools

	Cat. No	Dimensions (mm)	Description	Material	Sold
	CT-NLM30	L=29	V3 long motor insertion tool, conical connection, narrow platform	Stainless steel	INSIDE KIT STAND ALONE
	CT-NSM30	L=25	V3 short motor insertion tool, conical connection, narrow platform	Stainless steel	INSIDE KIT STAND ALONE
	CT-NLR30	L=32.4	V3 long ratchet insertion tool, conical connection, narrow platform	Stainless steel	INSIDE KIT STAND ALONE
	CT-NSR30	L=25	V3 short ratchet insertion tool, conical connection, narrow platform	Stainless steel	INSIDE KIT STAND ALONE
	CT-SLM30	L=29	V3 long motor insertion tool, conical connection, standard platform	Stainless steel	INSIDE KIT STAND ALONE
	CT-SSM30	L=25	V3 short motor insertion tool, conical connection, standard platform	Stainless steel	INSIDE KIT STAND ALONE
	CT-SLR30	L=32.4	V3 long ratchet insertion tool, conical connection, standard platform	Stainless steel	INSIDE KIT STAND ALONE
	CT-SSR30	L=22.3	V3 short ratchet insertion tool, conical connection, standard platform	Stainless steel	INSIDE KIT STAND ALONE

L = Length

Tools and Kits

Surgical Tools

	Cat. No	Dimensions (mm)	Description	Material	Sold
	MT-BTI20	Ø1.40 L=100	Implant site depth probe	Stainless steel	INSIDE KIT, STAND ALONE
	MT-RDE30	L=32	Extra-long driver for 0.05 inch hex.	Stainless steel	STAND ALONE
	MT-RDL30	L=27	Long driver for 0.05 inch hex.	Stainless steel	INSIDE KIT, STAND ALONE
	MT-RDS30	L=21.3	Short driver for 0.05 inch hex.	Stainless steel	INSIDE KIT, STAND ALONE
	MT-RDM30	L=11.5	Extra-short driver for 0.05 inch hex.	Stainless steel	STAND ALONE
	MT-DE001	L=24	Drill extender	Stainless steel	INSIDE KIT, STAND ALONE

L = Length

Surgical Tools

	Cat. No	Dimensions (mm)	Description	Material	Sold
	MT-RE160	L=28.5	Abutment extractor, narrow platform	Titanium	INSIDE KIT, STAND ALONE
	MT-RE172	L=28.5	Abutment extractor, standard/wide platform	Titanium	INSIDE KIT, STAND ALONE
	MT-PP240	Ø2.40-3 L=24	Parallel pin	Stainless steel	STAND ALONE
	MT-LM005	L=30	Long motor adapter for 0.05 inch hex.	Stainless steel	INSIDE KIT, STAND ALONE
	MT-SM005	L=24	Short motor adapter for 0.05 inch hex.	Stainless steel	STAND ALONE
	MT-SRA10	L=15.5	Square connection to ratchet adapter	Stainless steel	STAND ALONE
	MT-TP420	Ø4.30 L=30	Motor tissue punch	Stainless steel	STAND ALONE
	MT-TP500	Ø4.30 L=28	Manual tissue punch	Stainless steel	STAND ALONE
	MT-RT070	L=95	Surgical torque ratchet		INSIDE KIT, STAND ALONE
	MT-RI030	L=84	Monoblock ratchet		INSIDE KIT, STAND ALONE
	MT-RA480	L=7.5	Ratchet to hex. adapter	Stainless steel	STAND ALONE
	MT-MFXGS		MULTIFIX guide strip	Stainless steel	STAND ALONE

L = Length

Tools and Kits

Prosthetic Instruments

	Cat. No	Dimensions (mm)	Description	Material	Sold
	MT-IT100	L=16.5	Impression coping key for closed tray	Stainless steel	STAND ALONE
	MT-LM005	L=30	Long motor adapter for 0.05 inch hex.	Stainless steel	INSIDE KIT, STAND ALONE
	MT-SM005	L=24	Short motor adapter for 0.05 inch hex.	Stainless steel	STAND ALONE
	MT-MSD20	L=140	Surgical adapter driver	Stainless steel + Aluminum	INSIDE KIT, STAND ALONE
	MT-HTS10	L=144.5	Technical hex. screwdriver	Stainless steel + plastic	INSIDE KIT, STAND ALONE
	MT-RB225	L=22	Ball attachment anchor key	Stainless steel	INSIDE KIT, STAND ALONE
	MT-RDE30	L=32	Extra-long driver for 0.05 inch hex.	Stainless steel	STAND ALONE

L = Length

Prosthetic Instruments

	Cat. No	Dimensions (mm)	Description	Material	Sold
	MT-RDL30	L=27	Long driver for 0.05 inch hex.	Stainless steel	INSIDE KIT, STAND ALONE
	MT-RDS30	L=21.3	Short driver for 0.05 inch hex.	Stainless steel	INSIDE KIT, STAND ALONE
	MT-RDM30	L=11.5	Extra-short driver for 0.05 inch hex.	Stainless steel	STAND ALONE
	MT-RE160	L=28.5	Abutment extractor, narrow platform	Titanium	INSIDE KIT, STAND ALONE
	MT-RE172	L=28.5	Abutment extractor, standard/wide platform	Titanium	INSIDE KIT, STAND ALONE
	MT-CLM21	L=27.5	CONNECT long motor insertion tool	Stainless steel	STAND ALONE
	MT-CSM21	L=23.7	CONNECT short motor insertion tool	Stainless steel	STAND ALONE
	MT-CLR21	L=31.6	CONNECT long ratchet insertion tool	Stainless steel	STAND ALONE
	MT-CSR21	L=21.6	CONNECT short ratchet insertion tool	Stainless steel	STAND ALONE
	MT-MURL2	L=21	Straight Multi-Unit long ratchet key	Stainless steel	INSIDE KIT, STAND ALONE
	MT-MURS2	L=16	Straight Multi-Unit short ratchet key	Stainless steel	STAND ALONE
	MT-MUML2	L=31	Straight Multi-Unit long motor key	Stainless steel	STAND ALONE

L = Length

	Cat. No	Dimensions (mm)	Description	Material	Sold
	MT-MUMS2	L=24	Straight Multi-Unit short motor key	Stainless steel	STAND ALONE
	MT-RA480		Ratchet to hex. adapter	Stainless steel	STAND ALONE
	MT-RSD19	L=19	LOCKiT short torque ratchet driver	Stainless steel	INSIDE KIT, STAND ALONE
	MT-RSD24	L=24	LOCKiT long torque ratchet driver	Stainless steel	INSIDE KIT, STAND ALONE
	MT-ELM10	L=30	Long motor key for angled screw channel	Stainless steel	STAND ALONE
	MT-ESM10	L=24	Short motor key for angled screw channel	Stainless steel	STAND ALONE
	MT-ELR10	L=22.5	Long ratchet key for angled screw channel	Stainless steel	INSIDE KIT, STAND ALONE
	MT-ESR10	L=18.7	Short ratchet key for angled screw channel	Stainless steel	STAND ALONE
	MT-LOC10	Ø7.8 L=86	LOCKiT core tool	Stainless steel	INSIDE KIT, STAND ALONE
	ET-IT002		OT-Equator handling tool		INSIDE KIT, STAND ALONE
	MG1-TE480	Ø8.6 L=16	MGUIDE tool extender	Stainless steel	STAND ALONE
	MT-RI040	L=95	Torque ratchet for prosthetic screws		INSIDE KIT, STAND ALONE

L = Length

Tools and Kits

Conical Connection XD Placement Set*

* For the V3 implant, use the MK-T051 surgical kit.

Please note, MIS LYNX might not be registered or available in every country/region.

MK-CCXD
XD Placement Set
for MIS LYNX and C1 implants

	Cat. No	Dimensions (mm)	Description	Material	Sold
	MT-DE001	Ø2.4 L=32	Position drill mill	Stainless steel	INSIDE KIT, STAND ALONE
	MT-PDM24	Ø4 L=32.7	Position drill	Stainless steel	INSIDE KIT, STAND ALONE
	MT-PD440	Ø2.4/2.0 L=37.5	Step pilot drill for 16mm length implants	Stainless steel	INSIDE KIT, STAND ALONE
	CT-P2416	Ø2.4 L=28.5	Body try-in	Titanium	INSIDE KIT, STAND ALONE
	CT-BTC24	Ø3.3 L=31	Countersink, narrow platform	Stainless steel	INSIDE KIT, STAND ALONE
	MT-CS330	Ø3.75/4.2 L=26	Countersink, standard platform	Stainless steel	INSIDE KIT, STAND ALONE

L = Length

	Cat. No	Dimensions (mm)	Description	Material	Sold
	MT-CS375	Ø5/6 L=26.8	Countersink, wide platform	Stainless steel	INSIDE KIT STAND ALONE
	MT-CS420	L=24	Drill extender	Stainless steel	INSIDE KIT STAND ALONE
	MT-CS500	L=27	Long driver for 0.05 inch hex.	Stainless steel	INSIDE KIT STAND ALONE
	CT-NLI10	L=21.3	Short driver for 0.05 inch hex.	Stainless steel	INSIDE KIT STAND ALONE
	CT-NSI10	L=32	C1 long motor insertion tool, conical connection, narrow platform	Stainless steel	INSIDE KIT STAND ALONE
	CT-NLR10	L=32	MIS LYNX/C1 long ratchet insertion tool, conical connection, narrow platform	Stainless steel	INSIDE KIT STAND ALONE
	CT-NSR10	L=33	MIS LYNX/C1 long motor insertion tool, conical connection, standard platform	Stainless Steel	INSIDE KIT STAND ALONE
	CT-SLI10	L=33	MIS LYNX/C1 long ratchet insertion tool, conical connection, standard platform	Stainless steel	INSIDE KIT STAND ALONE
	CT-SSI10	L=33	MIS LYNX/C1 long motor insertion tool, conical connection, wide platform	Stainless steel	INSIDE KIT STAND ALONE
	CT-SLR10	L=33	MIS LYNX/C1 long ratchet insertion tool, conical connection, wide platform	Stainless steel	INSIDE KIT STAND ALONE
	CT-SSR10	L=95	Surgical torque ratchet		INSIDE KIT STAND ALONE
	CT-WLI10	L=33	MIS LYNX/C1 long motor insertion tool, conical connection, wide platform	Stainless steel	INSIDE KIT STAND ALONE
	CT-WSI10	L=25.5	MIS LYNX/C1 short motor insertion tool, conical connection, wide platform	Stainless steel	INSIDE KIT STAND ALONE

L = Length

Conical Connection XD Placement Set

	Cat. No	Dimensions (mm)	Description	Material	Sold
	CT-WLR10	L=33	MIS LYNX/C1 long ratchet insertion tool, conical connection, wide platform	Stainless steel	INSIDE KIT, STAND ALONE
	CT-WSR10	L=23	MIS LYNX/C1 short ratchet insertion tool, conical connection, wide platform	Stainless steel	INSIDE KIT, STAND ALONE
	LT-SLM10*	L=29	MIS LYNX long motor insertion tool, standard platform	Stainless Steel	STAND ALONE
	LT-SSM10*	L=32.4	MIS LYNX short motor insertion tool, standard platform	Stainless steel	STAND ALONE
	LT-SLR10*	L=25	MIS LYNX long ratchet insertion tool, standard platform	Stainless Steel	STAND ALONE
	LT-SSR10*	L=25	MIS LYNX short ratchet insertion tool, standard platform	Stainless steel	STAND ALONE
	LT-WLM10*	L=29	MIS LYNX long motor insertion tool, wide platform	Stainless steel	STAND ALONE
	LT-WSM10*	L=32.4	MIS LYNX short motor insertion tool, wide platform	Titanium	STAND ALONE
	LT-WLR10*	L=25	MIS LYNX long ratchet insertion tool, wide platform	Stainless steel	STAND ALONE
	LT-WSR10*	L=22.3	MIS LYNX short ratchet insertion tool, wide platform	Titanium	STAND ALONE
	MT-RDL30	L=27	Long driver for 0.05 inch hex.	Stainless steel	INSIDE KIT, STAND ALONE
	MT-RDS30	L=21.3	Short driver for 0.05 inch hex.	Stainless steel	INSIDE KIT, STAND ALONE
	MT-RT070	L=95	Surgical torque ratchet		INSIDE KIT, STAND ALONE

L = Length

* MIS LYNX orientation tools are not included in the surgical kit and should be purchased separately.

Tools and Kits

MIS LYNX/C1 Conical Connection Surgical Kit

MK-C051
Conical connection surgical kit for MIS LYNX and C1 implants

	Cat. No	Dimensions (mm)	Description	Material	Sold
	MT-SMD10	L=30	Spade marking drill	Stainless steel	INSIDE KIT, STAND ALONE
	MT-PDM24	Ø2.40 L=32	Position drill mill	Stainless steel	INSIDE KIT, STAND ALONE
	MT-PD440	Ø4 L=32.7	Position drill	Stainless steel	INSIDE KIT, STAND ALONE
	CT-P2406	Ø2.40/2.0 L=31.8	Step pilot drill with built-in stopper for 6mm length implants	Stainless steel	INSIDE KIT, STAND ALONE

L = Length

MIS LYNX/C1 Conical Connection Surgical Kit

	Cat. No	Dimensions (mm)	Description	Material	Sold
	CT-P2408	Ø2.40/2.0 L=28	Step pilot drill with built-in stopper for 8mm length implants	Stainless steel	INSIDE KIT STAND ALONE
	CT-P2410	Ø2.40/2.0 L=28	Step pilot drill with built-in stopper for 10mm length implants	Stainless steel	INSIDE KIT STAND ALONE
	CT-P2411	Ø2.40/2.0 L=33	Step pilot drill with built-in stopper for 11.5mm length implants	Stainless steel	INSIDE KIT STAND ALONE
	CT-P2413	Ø2.40/2.0 L=33	Step pilot drill with built-in stopper for 13mm length implants	Stainless steel	INSIDE KIT STAND ALONE
	CT-P2416	Ø2.40/2.0 L=37.5	Step pilot drill for 16mm length implants	Stainless steel	INSIDE KIT STAND ALONE
	CT-BTC24	Ø2.4 L=28.5	Body try-in	Titanium	INSIDE KIT STAND ALONE
	CT-BTC30	Ø3 L=28.5	Body try-in	Titanium	INSIDE KIT STAND ALONE
	CT-BTC35	Ø3.5 L=28.5	Body try-in	Titanium	INSIDE KIT STAND ALONE
	CT-BTC40	Ø4 L=28.5	Body try-in	Titanium	INSIDE KIT STAND ALONE
	CT-TDC30	Ø3/.40 L=37.5	Step drill, external irrigation	Stainless steel	INSIDE KIT STAND ALONE
	CT-TDC35	Ø3.50/3 L=37.5	Step drill, external irrigation	Stainless steel	INSIDE KIT STAND ALONE
	CT-TDC40	Ø4/3.50 L=37.5	Step drill, external irrigation	Stainless steel	INSIDE KIT STAND ALONE

L = Length

	Cat. No	Dimensions (mm)	Description	Material	Sold
	MT-CS330	Ø3.30 L=25	Countersink for Ø3.30 implant, narrow platform	Stainless steel	INSIDE KIT STAND ALONE
	MT-CS375	Ø3.75 L=25	Countersink for Ø3.75 implant, standard platform	Stainless steel	INSIDE KIT STAND ALONE
	MT-CS420	Ø4.20 L=25	Countersink for Ø4.20 implant, standard platform	Stainless steel	INSIDE KIT STAND ALONE
	MT-CS500	Ø5 L=25	Countersink for Ø5 implant, wide platform	Stainless steel	INSIDE KIT STAND ALONE
	CT-NLI10	L=32	MIS LYNX/C1 long motor insertion tool, conical connection, narrow platform	Stainless steel	INSIDE KIT STAND ALONE
	CT-NLR10	L=32	MIS LYNX/C1 long ratchet insertion tool, conical connection, narrow platform	Stainless steel	INSIDE KIT STAND ALONE
	CT-NSI10	L=24.5	MIS LYNX/C1 short motor insertion tool, conical connection, narrow platform	Stainless steel	INSIDE KIT STAND ALONE
	CT-NSR10	L=24.5	MIS LYNX/C1 short ratchet insertion tool, conical connection, narrow platform	Stainless steel	INSIDE KIT STAND ALONE
	CT-SLI10	L=33	MIS LYNX/C1 long motor insertion tool, conical connection, standard platform	Stainless steel	INSIDE KIT STAND ALONE
	CT-SLR10	L=33	MIS LYNX/C1 long ratchet insertion tool, conical connection, standard platform	Stainless steel	INSIDE KIT STAND ALONE
	CT-SSI10	L=25.5	MIS LYNX/C1 short motor insertion tool, conical connection, standard platform	Stainless steel	INSIDE KIT STAND ALONE
	CT-SSR10	L=23	MIS LYNX/C1 short ratchet insertion tool, conical connection, standard platform	Stainless steel	INSIDE KIT STAND ALONE

L = Length

MIS LYNX/C1 Conical Connection Surgical Kit

	Cat. No	Dimensions (mm)	Description	Material	Sold
	CT-WLI10	L=33	MIS LYNX/C1 long motor insertion tool, conical connection, wide platform	Stainless steel	INSIDE KIT, STAND ALONE
	CT-WLR10	L=33	MIS LYNX/C1 long ratchet insertion tool, conical connection, wide platform	Stainless steel	INSIDE KIT, STAND ALONE
	CT-WSI10	L=25.5	MIS LYNX/C1 short motor insertion tool, conical connection, wide platform	Stainless steel	INSIDE KIT, STAND ALONE
	CT-WSR10	L=23	MIS LYNX/C1 short ratchet insertion tool, conical connection, wide platform	Stainless steel	INSIDE KIT, STAND ALONE
	LT-SLM10*	L=29	MIS LYNX long motor insertion tool, standard platform	Stainless Steel	STAND ALONE
	LT-SLR10*	L=25	MIS LYNX long ratchet insertion tool, standard platform	Stainless Steel	STAND ALONE
	LT-SSM10*	L=32.4	MIS LYNX short motor insertion tool, standard platform	Stainless steel	STAND ALONE
	LT-SSR10*	L=25	MIS LYNX short ratchet insertion tool, standard platform	Stainless steel	STAND ALONE
	LT-WLM10*	L=29	MIS LYNX long motor insertion tool, wide platform	Stainless steel	STAND ALONE
	LT-WLR10*	L=25	MIS LYNX long ratchet insertion tool, wide platform	Stainless steel	STAND ALONE
	LT-WSM10*	L=32.4	MIS LYNX short motor insertion tool, wide platform	Titanium	STAND ALONE
	LT-WSR10*	L=22.3	MIS LYNX short ratchet insertion tool, wide platform	Titanium	STAND ALONE

L = Length

* MIS LYNX orientation tools are not included in the surgical kit and should be purchased separately.

	Cat. No	Dimensions (mm)	Description	Material	Sold
	MT-RE160	L=28.5	Abutment extractor, narrow platform	Titanium	INSIDE KIT / STAND ALONE
	MT-RE172	L=28.5	Abutment extractor, standard/wide platform	Titanium	INSIDE KIT / STAND ALONE
	MT-DE001	L=24	Drill extender	Stainless steel	INSIDE KIT / STAND ALONE
	MT-RDL30	L=27	Long driver for 0.05 inch hex.	Stainless steel	INSIDE KIT / STAND ALONE
	MT-RDS30	L=21.3	Short driver for 0.05 inch hex.	Stainless steel	INSIDE KIT / STAND ALONE
	MT-BTI20	Ø1.40 L=100	Implant site depth probe	Stainless steel	INSIDE KIT / STAND ALONE
	MT-RT070	L=95	Surgical torque ratchet		INSIDE KIT / STAND ALONE

L = Length

6 Marking Options - Body Try-ins

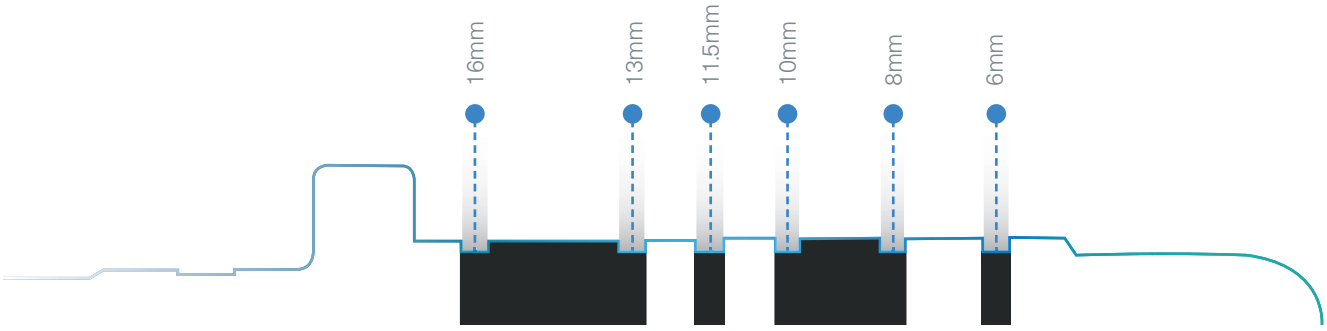

Tools and Kits

V3 Conical Connection Surgical Kit

MK-T051
V3 conical connection surgical kit

	Cat. No	Dimensions (mm)	Description	Material	Sold
	MT-SMD10	L=30	Spade marking drill	Stainless steel	INSIDE KIT / STAND ALONE
	MT-PDM24	Ø2.40 L=32	Position drill mill	Stainless steel	INSIDE KIT / STAND ALONE
	MT-PD440	Ø4 L=32.7	Position drill	Stainless steel	INSIDE KIT / STAND ALONE
	CT-P2408	Ø2.40/2.0 L=28	Step pilot drill with built-in stopper for 8mm length implants	Stainless steel	INSIDE KIT / STAND ALONE

L = Length

	Cat. No	Dimensions (mm)	Description	Material	Sold
	CT-P2410	Ø2.40/2.0 L=28	Step pilot drill with built-in stopper for 10mm length implants	Stainless steel	INSIDE KIT STAND ALONE
	CT-P2411	Ø2.40/2.0 L=33	Step pilot drill with built-in stopper for 11.5mm length implants	Stainless steel	INSIDE KIT STAND ALONE
	CT-P2413	Ø2.40/2.0 L=33	Step pilot drill with built-in stopper for 13mm length implants	Stainless steel	INSIDE KIT STAND ALONE
	CT-P2416	Ø2.40/2.0 L=37.5	Step pilot drill for 16mm length implants	Stainless steel	INSIDE KIT STAND ALONE
	CT-BTC24	Ø2.4 L=28.5	Body try-in	Titanium	INSIDE KIT STAND ALONE
	CT-BTC30	Ø3 L=28.5	Body try-in	Titanium	INSIDE KIT STAND ALONE
	CT-BTC35	Ø3.5 L=28.5	Body try-in	Titanium	INSIDE KIT STAND ALONE
	CT-BTC40	Ø4 L=28.5	Body try-in	Titanium	INSIDE KIT STAND ALONE
	CT-TDC30	Ø3/2.40 L=37.5	Step drill, external irrigation	Stainless steel	INSIDE KIT STAND ALONE
	CT-TDC35	Ø3.50/3 L=37.5	Step drill, external irrigation	Stainless steel	INSIDE KIT STAND ALONE
	CT-TDC40	Ø4/3.50 L=37.5	Step drill, external irrigation	Stainless steel	INSIDE KIT STAND ALONE
	MT-CSN33	Ø3.30 L=31	Countersink, narrow platform	Stainless steel	INSIDE KIT STAND ALONE

L = Length

V3 Conical Connection Surgical Kit

	Cat. No	Dimensions (mm)	Description	Material	Sold
	MT-GDN33	Ø3.75/4.20 L=26	Countersink, standard platform	Stainless steel	INSIDE KIT, STAND ALONE
	MT-GDN50	Ø5/6 L=26.8	Countersink, wide platform	Stainless steel	INSIDE KIT, STAND ALONE
	CT-NLM30	L=29	V3 long motor insertion tool, conical connection, narrow platform	Stainless steel	INSIDE KIT, STAND ALONE
	CT-NSM30	L=25	V3 short motor insertion tool, conical connection, narrow platform	Stainless steel	INSIDE KIT, STAND ALONE
	CT-NLR30	L=32.4	V3 long ratchet insertion tool, conical connection, narrow platform	Stainless steel	INSIDE KIT, STAND ALONE
	CT-NSR30	L=25	V3 short ratchet insertion tool, conical connection, narrow platform	Stainless steel	INSIDE KIT, STAND ALONE
	CT-SLM30	L=29	V3 long motor insertion tool, conical connection, standard platform	Stainless steel	INSIDE KIT, STAND ALONE
	CT-SSM30	L=25	V3 short motor insertion tool, conical connection, standard platform	Stainless steel	INSIDE KIT, STAND ALONE
	CT-SLR30	L=32.4	V3 long ratchet insertion tool, conical connection, standard platform	Stainless steel	INSIDE KIT, STAND ALONE
	CT-SSR30	L=22.3	V3 short ratchet insertion tool, conical connection, standard platform	Stainless steel	INSIDE KIT, STAND ALONE
	CT-NLR10	L=32	C1 long ratchet insertion tool, conical connection, narrow platform	Stainless steel	INSIDE KIT, STAND ALONE
	CT-NSR10	L=24.5	C1 short ratchet insertion tool, conical connection, narrow platform	Stainless steel	INSIDE KIT, STAND ALONE

L = Length

	Cat. No	Dimensions (mm)	Description	Material	Sold
	CT-NLI10	L=32	C1 long motor insertion tool, conical connection, narrow platform	Stainless steel	INSIDE KIT STAND ALONE
	CT-NSI10	L=24.5	C1 short motor insertion tool, conical connection, narrow platform	Stainless steel	INSIDE KIT STAND ALONE
	CT-SLR10	L=33	C1 long ratchet insertion tool, conical connection, standard platform	Stainless steel	INSIDE KIT STAND ALONE
	CT-SSR10	L=23	C1 short ratchet insertion tool, conical connection, standard platform	Stainless steel	INSIDE KIT STAND ALONE
	CT-SLI10	L=33	C1 long motor insertion tool, conical connection, standard platform	Stainless Steel	INSIDE KIT STAND ALONE
	CT-SSI10	L=25.5	C1 short motor insertion tool, conical connection, standard platform	Stainless Steel	INSIDE KIT STAND ALONE
	CT-WLR10	L=33	C1 long ratchet insertion tool, conical connection, wide platform	Stainless steel	INSIDE KIT STAND ALONE
	CT-WSR10	L=23	C1 short ratchet insertion tool, conical connection, wide platform	Stainless steel	INSIDE KIT STAND ALONE
	CT-WLI10	L=33	C1 long motor insertion tool, conical connection, wide platform	Stainless steel	INSIDE KIT STAND ALONE
	CT-WSI10	L=25.5	C1 short motor insertion tool, conical connection, wide platform	Stainless steel	INSIDE KIT STAND ALONE
	MT-RE160	L=28.5	Abutment extractor, narrow platform	Titanium	INSIDE KIT STAND ALONE
	MT-RE172	L=28.5	Abutment extractor, standard/wide platform	Titanium	INSIDE KIT STAND ALONE

L = Length

V3 Conical Connection Surgical Kit

	Cat. No	Dimensions (mm)	Description	Material	Sold
	MT-DE001	L=24	Drill extender	Stainless steel	INSIDE KIT / STAND ALONE
	MT-RDL30	L=27	Long driver for 0.05 inch hex.	Stainless steel	INSIDE KIT / STAND ALONE
	MT-RDS30	L=21.3	Short driver for 0.05 inch hex.	Stainless steel	INSIDE KIT / STAND ALONE
	MT-BTI20	Ø1.40 L=100	Implant site depth probe	Stainless steel	INSIDE KIT / STAND ALONE
	MT-RT070	L=95	Surgical torque ratchet		INSIDE KIT / STAND ALONE

L = Length

6 Marking Options - Body Try-ins

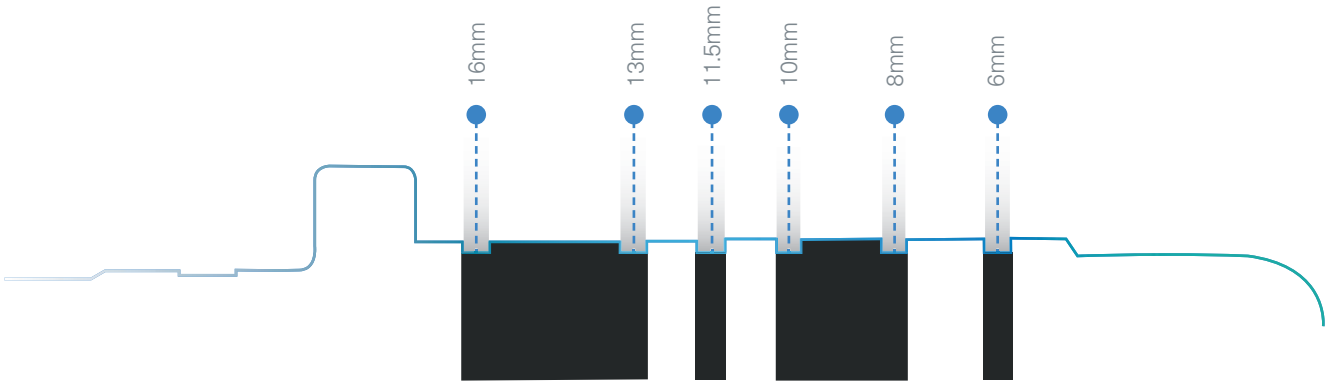

Tools and Kits

Drill Replacement Kit, Conical Connection

MK-CD01
Drill replacement kit

	Cat. No	Dimensions (mm)	Description	Material	Sold
	CT-P2408	Ø2.40/2.0 L=28	Step pilot drill with built-in stopper for 8mm length implants	Stainless steel	INSIDE KIT STAND ALONE
	CT-P2410	Ø2.40/2.0 L=28	Step pilot drill with built-in stopper for 10mm length implants	Stainless steel	INSIDE KIT STAND ALONE
	CT-P2411	Ø2.40/2.0 L=33	Step pilot drill with built-in stopper for 11.5mm length implants	Stainless steel	INSIDE KIT STAND ALONE
	CT-P2413	Ø2.40/2.0 L=33	Step pilot drill with built-in stopper for 13mm length implants	Stainless steel	INSIDE KIT STAND ALONE
	CT-P2416	Ø2.40/2.0 L=37.5	Step pilot drill for 16mm length implants	Stainless steel	INSIDE KIT STAND ALONE
	CT-TDC30	Ø3/2.40 L=37.5	Step drill, external irrigation	Stainless steel	INSIDE KIT STAND ALONE
	CT-TDC35	Ø3.50/3 L=37.5	Step drill, external irrigation	Stainless steel	INSIDE KIT STAND ALONE
	CT-TDC40	Ø4/3.50 L=37.5	Step drill, external irrigation	Stainless steel	INSIDE KIT STAND ALONE

L = Length

Tools and Kits

Bone Profiler Kit, Conical Connection

MK-0060
Bone Profiler Kit

	Cat. No	Dimensions (mm)	Description	Material	Sold
	CT-BP320	Ø3.20 L=28.4	Bone profiler, conical connection, narrow platform	Stainless steel	INSIDE KIT
	CT-BP355	Ø3.55 L=28.4	Bone profiler, conical connection, standard platform	Stainless steel	INSIDE KIT
	CT-BP460	Ø4.60 L=28.4	Bone profiler, conical connection, wide platform	Stainless steel	INSIDE KIT
	CT-BGP32	Ø3.20 L=11.7	Bone profiler guide pin, conical connection, narrow platform	Stainless steel	INSIDE KIT
	CT-BGP35	Ø3.55 L=11.7	Bone profiler guide pin, conical connection, standard platform	Stainless steel	INSIDE KIT
	CT-BGP46	Ø4.60 L=11.7	Bone profiler guide pin, conical connection, wide platform	Stainless steel	INSIDE KIT

L = Length

Tools and Kits

Drill Stoppers Kit, Standard Platform

Following the use of MIS length-based pilot drills, the Drill Stopper Kits ensures drilling to the desired depth.

The Standard Platform Kit includes the most commonly used implant lengths: 8, 10, 11.5 and 13mm. The Drill Stoppers Kit is suitable for both V3 and C1 conical connection implant systems.

	Cat. No	Description
	MK-BC101	Drill stoppers kit, conical connection, standard platform

L = Length

Tools and Kits

Drill Stopper Kits, Depth-Based

MK-CDS(08-13)
Drill stopper kits

	Cat. No	Dimensions (mm)	Description	Sold
	MK-CDS08	L=8	Drill stoppers kit for 8mm length implant, conical connection	INSIDE KIT
	MK-CDS10	L=10	Drill stoppers kit for 10mm length implant, conical connection	INSIDE KIT
	MK-CDS11	L=11.5	Drill stoppers kit for 11.5mm length implant, conical connection	INSIDE KIT
	MK-CDS13	L=13	Drill stoppers kit for 13mm length implant, conical connection	INSIDE KIT

L = Length

Tools and Kits

Bone Compression Kit

MK-0020
Bone Compression Kit

	Cat. No	Dimensions (mm)	Description	Material	Sold
	MO-CO160	Ø1.80-2.90 L=25	Convex compression screw	Stainless steel	INSIDE KIT
	MO-CO200	Ø2.30-3.30 L=25	Convex compression screw	Stainless steel	INSIDE KIT
	MO-CO240	Ø2.70-3.70 L=25	Convex compression screw	Stainless steel	INSIDE KIT
	MO-CO280	Ø3.10-4.50 L=25	Convex compression screw	Stainless steel	INSIDE KIT
	MO-SO300	Ø3 L=25	Concave sinus screw	Stainless steel	INSIDE KIT
	MO-SO350	Ø3.50 L=25	Concave sinus screw	Stainless steel	INSIDE KIT
	MO-SO400	Ø4 L=25	Concave sinus screw	Stainless steel	INSIDE KIT

L = Length

Bone
Compression Kit

	Cat. No	Dimensions (mm)	Description	Material	Sold
	MT-SMD10	L=30	Spade marking drill	Stainless steel	INSIDE KIT / STAND ALONE
	MT-HSI10	L=24.4	Short motor insertion tool, internal hex., standard/wide platform	Stainless steel	INSIDE KIT / STAND ALONE
	MT-HLI10	L=28.2	Long motor insertion tool, internal hex., standard/wide platform	Stainless steel	INSIDE KIT / STAND ALONE
	MT-LRH20	L=32.3	Long ratchet insertion tool, internal hex., standard/wide platform	Stainless steel	INSIDE KIT / STAND ALONE
	MT-SRH20	L=22.3	Short ratchet insertion tool, internal hex., standard/wide platform	Stainless steel	INSIDE KIT / STAND ALONE
	MT-RI030	L=84	Monoblock ratchet		INSIDE KIT / STAND ALONE

L = Length

2 Surgical Procedures

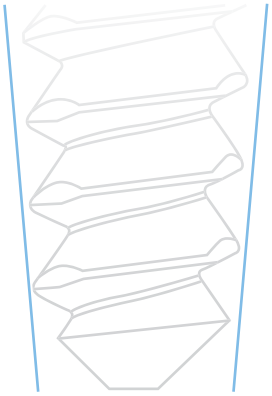

Bone Compression



Sinus Lifting

Tools and Kits

Prosthetic Tools Kit



MK-0039
Prosthetic Tools Kit

	Cat. No.	Dimensions (mm)	Description	Material	Sold
	MT-RDS30	L=21.3	Short driver for 0.05 inch hex.	Stainless steel	INSIDE KIT, STAND ALONE
	MT-RDL30	L=27	Long driver for 0.05 inch hex.	Stainless steel	INSIDE KIT, STAND ALONE
	MT-SM005	L=24	Short motor adapter for 0.05 inch hex.	Stainless steel	INSIDE KIT, STAND ALONE
	MT-LM005	L=30	Long motor adapter for 0.05 inch hex.	Stainless steel	INSIDE KIT, STAND ALONE
	MT-CLR21	L=31.6	CONNECT long ratchet insertion tool	Stainless steel	INSIDE KIT, STAND ALONE

L = Length

Prosthetic Tools Kit

	Cat. No.	Dimensions (mm)	Description	Material	Sold
	MT-MURL2	L=21	Straight Multi-Unit long ratchet key	Stainless steel	INSIDE KIT, STAND ALONE
	MT-MUML2	L=31	Straight Multi-Unit long motor key	Stainless steel	INSIDE KIT, STAND ALONE
	MT-RE160	L=28.5	Abutment extractor, narrow platform	Titanium	INSIDE KIT, STAND ALONE
	MT-RE172	L=28.5	Abutment extractor, standard/wide platform	Titanium	INSIDE KIT, STAND ALONE
	MT-RSD19	L=19	LOCKiT short torque ratchet driver	Stainless steel	INSIDE KIT, STAND ALONE
	MT-RSD24	L=24	LOCKiT long torque ratchet driver	Stainless steel	INSIDE KIT, STAND ALONE
	MT-RB225	L=22	Ball attachment anchor key	Stainless steel	INSIDE KIT, STAND ALONE
	MT-UN002	L=24	Implant analog for universal hand driver, internal hex., narrow platform	Stainless steel	INSIDE KIT, STAND ALONE
	MT-US002	L=24	Implant analog for universal hand driver, internal hex., standard platform	Stainless steel	INSIDE KIT, STAND ALONE
	MT-UW002	L=24	Implant analog for universal hand driver, internal hex., wide platform	Stainless steel	INSIDE KIT, STAND ALONE
	CT-UN001	L=24	Implant analog for universal hand driver, conical connection, narrow platform	Stainless steel	INSIDE KIT
	CT-US001	L=24	Implant analog for universal hand driver, conical connection, standard platform	Stainless steel	INSIDE KIT

L = Length

	Cat. No.	Dimensions (mm)	Description	Material	Sold
	CT-UW001	L=24	Implant analog for universal hand driver, conical connection, wide platform	Stainless steel	INSIDE KIT
	ET-IT002		OT-Equator handling tool		INSIDE KIT, STAND ALONE
	MT-LOC10	Ø7.8 L=86	LOCKiT core tool	Stainless steel	INSIDE KIT, STAND ALONE
	MT-MSD20	L=140	Surgical adapter driver	Stainless steel + Aluminum	INSIDE KIT, STAND ALONE
	MT-ELR10	L=22.5	Long ratchet key for angled screw channel	Stainless steel	INSIDE KIT, STAND ALONE
	MT-RI040	L=95	Torque ratchet for prosthetic screws		INSIDE KIT, STAND ALONE

L = Length

4 Prosthetic Tools

2 Implant Connections

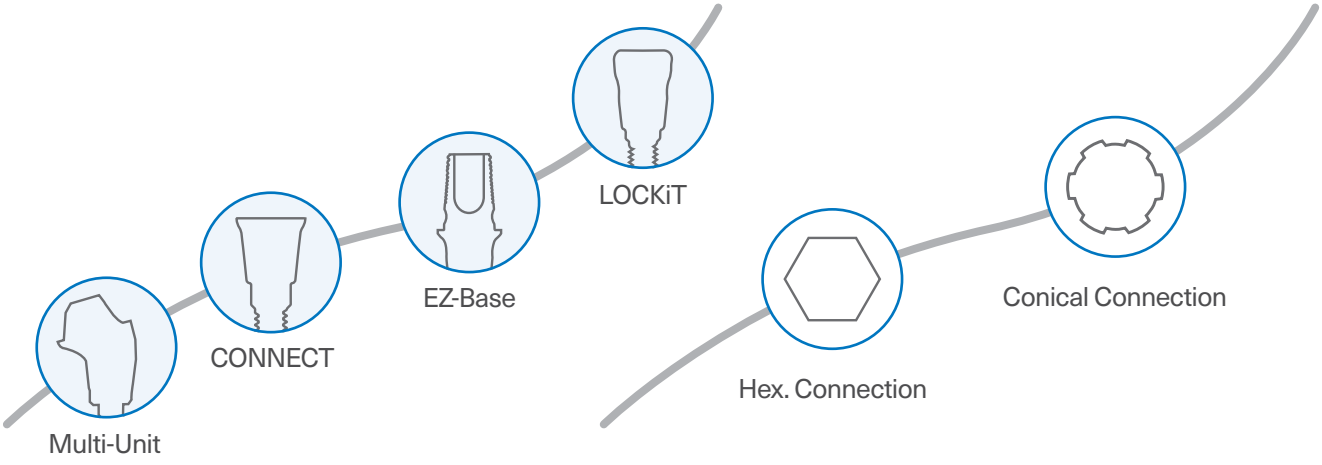

Tools and Kits

Abutment Holding System Kit

The abutment holding system allows convenient grip of prosthetic components for adjustments and preparation of both ceramic and titanium abutments.

	Cat. No	Description
	MK-C101	Abutment holding system kit, conical connection



PROSTHETIC OPTIONS

MIS prosthetic components are suitable for a wide range of clinical applications, including implant level or abutment level, one-stage or two-stage treatments, and single or multiple-unit solutions. They come in various gingival heights, diameters, and angles.

The MIS prosthetic line features a consistent concave emergence profile, designed to give more space for soft tissue ingrowth. The gold-shaded abutments minimize the reflection through the gingiva. [1-2]

The results are based on an in vitro animal model and do not necessarily translate to clinical results in humans.

1 Ioannidis A, Cathomen E, Jung RE, Fehmer V, Hüsler J, Thoma DS. Discoloration of the mucosa caused by different restorative materials - a spectrophotometric in vitro study. Clin Oral Implants Res. 2017 Sep;28(9):1133-1138.

2 Pecnik CM, Roos M, Muff D, Spolenak R, Sailer I. In vitro color evaluation of esthetic coatings for metallic dental implants and implant prosthetic appliances. Clin Oral Implants Res. 2015 May;26(5):563-71.

Impression Coping

Impression Copings and Analogs

	Cat. No.	Platform	Implant	Dimensions (mm)	Description	Material	Platform
	CN-I0330 VN-IO401 CS-I0375 CW-I0500	NP NP SP WP	MIS LYNX/C1 V3 MIS LYNX/C1/V3 MIS LYNX/C1	Ø3.3, L=11 Ø3.3, L=11 Ø3.75, L=11 Ø5, L=11	Impression coping for open tray, conical connection	Titanium	NP VN SP WP
	CN-IO405 VN-IO405 CS-IO485 CW-IO555	NP NP SP WP	MIS LYNX/C1 V3 MIS LYNX/C1/V3 MIS LYNX/C1	Ø3.3, L=15 Ø3.3, L=15 Ø3.75, L=15 Ø5, L=15	Impression coping for open tray, conical connection	Titanium	NP VN SP WP
	CN-IO331 VN-IO331 CS-IO391 CW-IO501	NP NP SP WP	MIS LYNX/C1 V3 MIS LYNX/C1/V3 MIS LYNX/C1	Ø2.8, L=11 Ø2.8, L=11 Ø3.2, L=11 Ø4.1, L=11	Thin impression coping for open tray, conical connection	Titanium	NP VN SP WP
	CN-IO335 VN-IO335 CS-IO395 CW-IO505	NP NP SP WP	MIS LYNX/C1 V3 MIS LYNX/C1/V3 MIS LYNX/C1	Ø2.8, L=15 Ø2.8, L=15 Ø3.2, L=15 Ø4.1, L=15	Thin impression coping for open tray, conical connection	Titanium	NP VN SP WP
	CN-IC401 VN-IC401 CS-IC481 CW-IC551	NP NP SP WP	MIS LYNX/C1 V3 MIS LYNX/C1/V3 MIS LYNX/C1	Ø3.9, L=11 Ø3.9, L=11 Ø4.5, L=11 Ø4.5, L=11	Impression coping for closed tray, conical connection	Titanium	NP VN SP WP

H = Gingival height C = Crown height L = Length

	Cat. No.	Platform	Implant	Dimensions (mm)	Description	Material	Platform
	CN-IC405 VN-IC405 CS-IC485 CW-IC555	NP NP SP WP	MIS LYNX/C1 V3 MIS LYNX/C1/V3 MIS LYNX/C1	Ø3.9, L=15 Ø3.9, L=15 Ø4.5, L=15 Ø4.5, L=15	Impression coping for closed tray, conical connection	Titanium	NP VN SP WP
	CN-IT300 VN-IC400 CS-IT300 CW-IT300	NP NP SP WP	MIS LYNX/C1 V3 MIS LYNX/C1/V3 MIS LYNX/C1	Ø4, H=2, C=6 Ø4, H=2, C=6 Ø4.8, H=2, C=6 Ø4.8, H=2, C=6	Impression coping for closed tray, conical connection	Titanium	NP VN SP WP
	CN-IT340 VN-IC440 CS-IT340 CW-IT340	NP NP SP WP	MIS LYNX/C1 V3 MIS LYNX/C1/V3 MIS LYNX/C1	Ø4, H=4, C=6 Ø4, H=4, C=6 Ø4.8, H=4, C=6 Ø5.5, H=4, C=6	Impression coping for closed tray, conical connection	Titanium	NP VN SP WP
	CN-PF330 VN-PF340 CS-PF375 CW-PF500	NP NP SP WP	MIS LYNX/C1 V3 MIS LYNX/C1/V3 MIS LYNX/C1	Ø2.8, L=16 Ø2.8, L=15.6 Ø3.2, L=16.3 Ø5.5, L=16.3	Press fit for closed tray, conical connection	Titanium	NP VN SP WP
	CN-RSM10 VN-RSM10 CS-RSM10 CW-RSM10	NP NP SP WP	MIS LYNX/C1 V3 MIS LYNX/C1/V3 MIS LYNX/C1	Ø3.3, L=12.7 Ø3.3, L=12.7 Ø3.75, L=12 Ø5, L=12	Implant analog, conical connection	Titanium	NP VN SP WP
	MN-S0160 MD-S0220	NP SP/WP		L=7.6	Prosthetic screw, 30 Ncm	Titanium	NP VN SP WP
	MD-G0213	SP/WP		L=23	Impression coping guide pin for open tray	Titanium	SP WP

H = Gingival height C = Crown height L = Length

3 Restoration

Single crown

Bridge

Overdenture

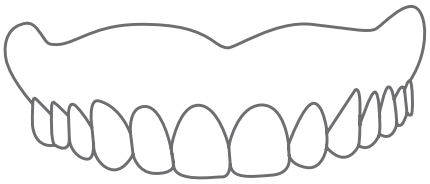

Temporary Restoration

Temporary Cylinders

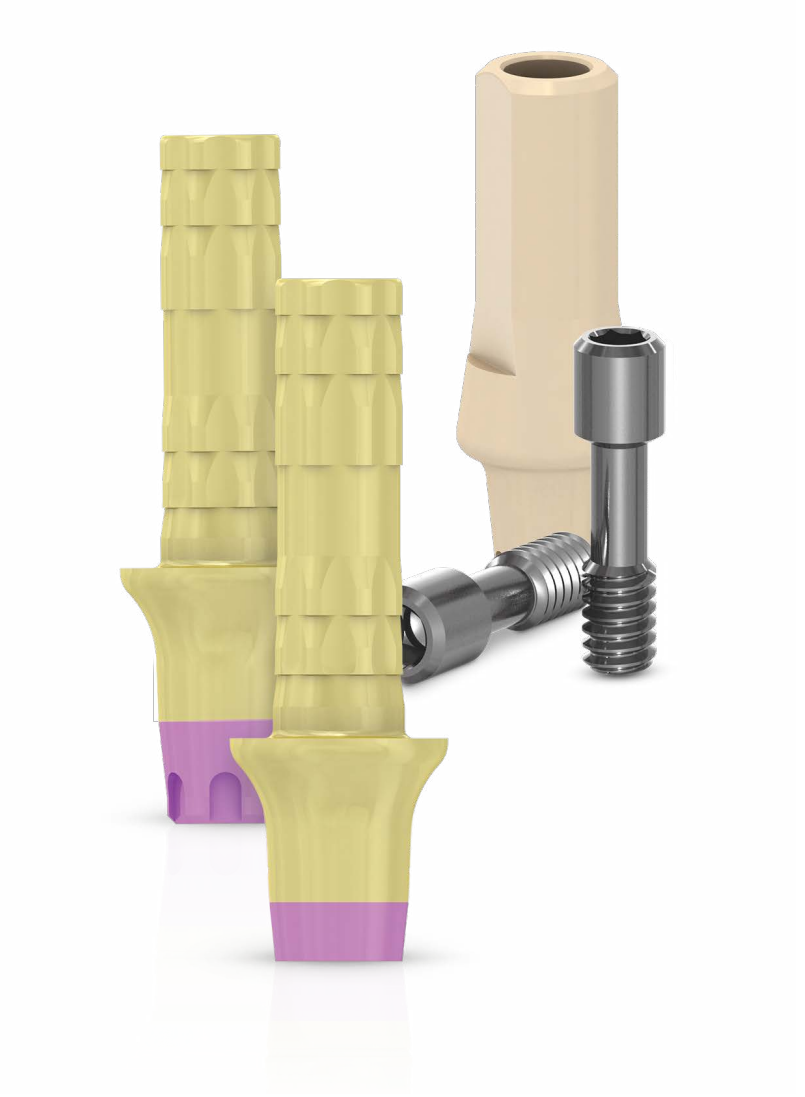

	Cat. No.	Platform	Implant	Dimensions (mm)	Description	Material	Platform
	CN-TC013 CS-TC013 VS-TC013 CW-TC013	NP SP SP WP	MIS LYNX/C1/V3 MIS LYNX/C1/V3 MIS LYNX/C1/V3 MIS LYNX/C1	Ø4, H=1, C=10 Ø4.8, H=1, C=10 Ø5.8, H=1, C=10 Ø5.5, H=1, C=10	Temporary cylinder, free rotation, conical connection	Titanium	NP SP WP
	CN-TCI13 VN-TCI13 CS-TCI13 VS-TCI13 CW-TCI13	NP NP SP SP WP	MIS LYNX/C1 MIS LYNX/C1/V3 MIS LYNX/C1/V3 MIS LYNX/C1/V3 MIS LYNX/C1	Ø4, H=1, C=10 Ø4, H=1, C=10 Ø4.8, H=1, C=10 Ø5.8, H=1, C=10 Ø5.5, H=1, C=10	Temporary cylinder, anti-rotation, conical connection	Titanium	NP VN SP WP
	CN-TC023 CS-TC023 VS-TC023 CW-TC023	NP SP SP WP	MIS LYNX/C1/V3 MIS LYNX/C1/V3 MIS LYNX/C1/V3 MIS LYNX/C1	Ø4, H=2, C=10 Ø4.8, H=2, C=10 Ø5.8, H=2, C=10 Ø5.5, H=2, C=10	Temporary cylinder, free rotation, conical connection	Titanium	NP SP WP

H = Gingival height C = Crown height L = Length

	Cat. No.	Platform	Implant	Dimensions (mm)	Description	Material	Platform
	CN-TCI23 VN-TCI23 CS-TCI23 VS-TCI23 CW-TCI23	NP NP SP SP WP	MIS LYNX/C1 V3 MIS LYNX/C1/V3 MIS LYNX/C1/V3 MIS LYNX/C1	Ø4, H=2, C=10 Ø4, H=2, C=10 Ø4.8, H=2, C=10 Ø5.8, H=2, C=10 Ø5.5, H=2, C=10	Temporary cylinder, anti-rotation, conical connection	Titanium	NP VN SP WP
	CN-TC033 CS-TC033 VS-TC033 CW-TC033	NP SP SP WP	MIS LYNX/C1/V3 MIS LYNX/C1/V3 MIS LYNX/C1/V3 MIS LYNX/C1	Ø4, H=3, C=10 Ø4.8, H=3, C=10 Ø5.8, H=3, C=10 Ø5.5, H=3, C=10	Temporary cylinder, free rotation, conical connection	Titanium	NP SP WP
	CN-TCI33 VN-TCI33 CS-TCI33 VS-TCI33 CW-TCI33	NP NP SP SP WP	MIS LYNX/C1 V3 MIS LYNX/C1/V3 MIS LYNX/C1/V3 MIS LYNX/C1	Ø4, H=3, C=10 Ø4, H=3, C=10 Ø4.8, H=3, C=10 Ø5.8, H=3, C=10 Ø5.5, H=3, C=10	Temporary cylinder, anti-rotation, conical connection	Titanium	NP VN SP WP
	CN-TPA10 VN-TPA10 CS-TPA10 CW-TPA10	NP NP SP WP	MIS LYNX/C1 V3 MIS LYNX/C1/V3 MIS LYNX/C1	Ø4, H=1.5, C=10 Ø4, H=1.5, C=10 Ø4.8, H=1.5, C=10 Ø5.5, H=1.5, C=10	Temporary plastic abutment, conical connection	PEEK	NP VN SP WP
	CN-TPH50 VN-TPH50 CS-TPH50	NP NP SP	MIS LYNX/C1 V3 MIS LYNX/C1/V3	Ø3.5	Temporary plastic cylinder, conical connection	PEEK	NP VN SP WP
	MN-S0160 MD-S0220	NP SP/ WP		L=7.6	Prosthetic screw, 30Ncm	Titanium	NP VN SP WP

H = Gingival height C = Crown height L = Length

2 Abutment Options

Ti

Titanium

PEEK

Polyether ether ketone

Screw Retained Restoration

CONNECT System

Please note, CONNECT products might not be registered or available in every country/region.

	Cat. No.	Platform	Implant	Dimensions (mm)	Description	Material	Platform
CONNECT System **Ø4mm**							
	CS-C1540 CW-C1540	SP WP	MIS LYNX/C1/V3 MIS LYNX/C1	Ø4, H=1.5	CONNECT abutment, conical connection	Titanium	SP WP
	CN-C2040 CS-C2040 CW-C2040	NP SP WP	MIS LYNX/C1/V3 MIS LYNX/C1/V3 MIS LYNX/C1	Ø4, H=2	CONNECT abutment, conical connection	Titanium	NP VN SP WP
	CN-C3040 CS-C3040 CW-C3040	NP SP WP	MIS LYNX/C1/V3 MIS LYNX/C1/V3 MIS LYNX/C1	Ø4, H=3	CONNECT abutment, conical connection	Titanium	NP VN SP WP
	CS-C4040 CW-C4040	SP WP	MIS LYNX/C1/V3 MIS LYNX/C1	Ø4, H=4	CONNECT abutment, conical connection	Titanium	SP WP
	MM-H0540 MM-H1540 MM-H3040			Ø4, H=0.5 Ø4, H=1.5 Ø4, H=3	CONNECT healing cap	Titanium	
	MM-IO040			Ø4 C=7	CONNECT short impression coping for open tray, free rotation	Titanium	
	MM-IOI40			Ø4 C=7	CONNECT short impression coping for open tray, anti-rotation	Titanium	

H = Gingival height C = Crown height L = Length

	Cat. No.	Platform	Implant	Dimensions (mm)	Description	Material	Platform
	MM-IO011			Ø4 C=11	CONNECT long impression coping for open tray, free rotation	Titanium	
	MM-IOI11			Ø4 C=11	CONNECT long impression coping for open tray, anti-rotation	Titanium	
	MM-IC040			Ø4 C=8.3	CONNECT impression coping for closed tray, free rotation	Titanium	
	MM-ICI40			Ø4 C=8.3	CONNECT Impression coping for closed tray, anti-rotation	Titanium	
	MM-RSM41			Ø4 L=11	CONNECT analog	Titanium	
	MM-TC041			Ø4 C=10	CONNECT temporary cylinder, free rotation	Titanium	
	MM-TCI41			Ø4 C=10	CONNECT temporary cylinder, anti-rotation	Titanium	
	MM-CE046			Ø4 C=6	CONNECT final esthetic abutment, free rotation	Titanium	
	MM-CEI46			Ø4 C=6	CONNECT final esthetic abutment, anti-rotation	Titanium	
	MM-CF048			Ø4 C=8	CONNECT final esthetic abutment, free rotation	Titanium	
	MM-CFI48			Ø4 C=8	CONNECT final esthetic abutment, anti-rotation	Titanium	
	MM-AN204			Ø4 C=8	CONNECT cementable angulated abutment, 20°, anti-rotation	Titanium	
	MM-CCR04			Ø4 C=14	CONNECT CoCr plastic cylinder, free rotation	Cobalt-Chrom	

H = Gingival height C = Crown height L = Length

CONNECT System

	Cat. No.	Platform	Implant	Dimensions (mm)	Description	Material	Platform
	MM-CCRI4			Ø4 C=14	CONNECT CoCr plastic cylinder, anti-rotation	Cobalt-Chrom	
	MM-SP104			Ø4 L=10	CONNECT scan post, anti-rotation	Titanium	
	MM-MAN40			Ø4 L=10	CONNECT digital model analog	Titanium	
CONNECT System **Ø5.7mm**							
	CS-C1557 CW-C1557	SP WP	MIS LYNX/C1/V3 MIS LYNX/C1	Ø5.7, H=1.5	CONNECT abutment, conical connection	Titanium	SP WP
	CS-C2057 CW-C2057	SP WP	MIS LYNX/C1/V3 MIS LYNX/C1	Ø5.7, H=2	CONNECT abutment, conical connection	Titanium	SP WP
	CS-C3057 CW-C3057	SP WP	MIS LYNX/C1/V3 MIS LYNX/C1	Ø5.7, H=3	CONNECT abutment, conical connection	Titanium	SP WP
	CS-C4057 CW-C4057	SP WP	MIS LYNX/C1/V3 MIS LYNX/C1	Ø5.7, H=4	CONNECT abutment, conical connection	Titanium	SP WP
	MM-H0557 MM-H1557 MM-H3057			Ø5.7, H=0.5 Ø5.7, H=1.5 Ø5.7, H=3	CONNECT healing cap	Titanium	
	MM-IO057			Ø5.7 C=7	CONNECT Impression coping for open tray, free rotation	Titanium	
	MM-IOI57			Ø5.7 C=7	CONNECT Impression coping for open tray, anti-rotation	Titanium	
	MM-IC057			Ø5.7 C=8.3	CONNECT Impression coping for closed tray, free rotation	Titanium	
	MM-ICI57			Ø5.7 C=8.8	CONNECT Impression coping for closed tray, anti-rotation	Titanium	

H = Gingival height C = Crown height L = Length

	Cat. No.	Platform	Implant	Dimensions (mm)	Description	Material	Platform
	MM-RSM57			Ø5.7 L=11	CONNECT analog	Titanium	
	MM-TC057			Ø5.7 C=10	CONNECT temporary cylinder, free rotation	Titanium	
	MM-TCI57			Ø5.7 C=10	CONNECT temporary cylinder, anti-rotation	Titanium	
	MM-CE056			Ø5.7 C=6	CONNECT final esthetic abutment, free rotation	Titanium	
	MM-CEI56			Ø5.7 C=6	CONNECT final esthetic abutment, anti-rotation	Titanium	
	MM-CF054			Ø5.7 C=4	CONNECT final esthetic abutment, free rotation	Titanium	
	MM-CFI54			Ø5.7 C=4	CONNECT final esthetic abutment, anti-rotation	Titanium	
	MM-CCR05			Ø5.7 C=15.4	CONNECT CoCr plastic cylinder, free rotation	Cobalt-Chrom	
	MM-CCRI5			Ø5.7 C=15.4	CONNECT CoCr plastic cylinder, anti-rotation	Cobalt-Chrom	
	MM-SP105			Ø5.7 L=10	CONNECT scan post, anti-rotation	Titanium	
	MM-MAN57			Ø5.7 L=12	CONNECT digital model analog	Titanium	
	MT-CLM21			L=27.5	CONNECT long motor insertion tool	Stainless steel	

H = Gingival height C = Crown height L = Length

CONNECT System

	Cat. No.	Platform	Implant	Dimensions (mm)	Description	Material	Platform
	MT-CSM21			L=23.7	CONNECT short motor insertion tool	Stainless steel	
	MT-CLR21			L=31.6	CONNECT long ratchet insertion tool	Stainless steel	
	MT-CSR21			L=21.6	CONNECT short ratchet insertion tool	Stainless steel	
	MT-IT100*			L=16.5	Impression coping key for closed tray	Stainless steel	
	MM-S0160			L=5.8	CONNECT prosthetic screw	Titanium	
	MM-SA160			L=6.2	Prosthetic screw for angled screw channel	Titanium	

H = Gingival height C = Crown height L = Length

*MT-IT100 - For use with impression coping for closed tray

2 Diameters

1 Internal Connection

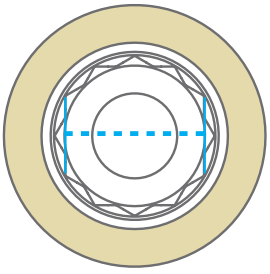

Ø4mm NP, SP, WP

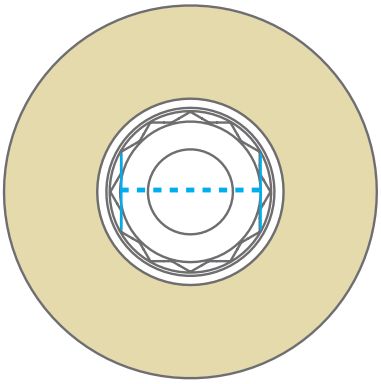

Ø5.7mm SP, WP

Screw Retained Restoration

Multi-Unit System



	Cat. No.	Platform	Implant	Dimensions (mm)	Description	Material	Platform
	CM-N1480 CM-S1480 CM-W1480	NP SP WP	MIS LYNX/C1/V3 MIS LYNX/C1/V3 MIS LYNX/C1	Ø4.8, H=1	Multi-Unit abutment, conical connection	Titanium	NP VN SP WP
	CM-N2480 CM-S2480	NP SP	MIS LYNX/C1 MIS LYNX/C1/V3	Ø4.8, H=2	Multi-Unit abutment, conical connection	Titanium	NP VN SP
	CM-N3480 CM-S3480 CM-W3480	NP SP WP	MIS LYNX/C1/V3 MIS LYNX/C1/V3 MIS LYNX/C1	Ø4.8, H=3	Multi-Unit abutment, conical connection	Titanium	NP VN SP WP
	CM-S4480	SP	MIS LYNX/C1/V3	Ø4.8, H=4	Multi-Unit abutment, conical connection	Titanium	SP
	CM-N5480 CM-S5480	NP SP	MIS LYNX/C1/V3 MIS LYNX/C1/V3	Ø4.8, H=5	Multi-Unit abutment, conical connection	Titanium	NP VN SP WP
	CM-NO171 VM-NO171 CM-SO171 CM-WO171	NP NP SP WP	MIS LYNX/C1/V3 V3 MIS LYNX/C1/V3 MIS LYNX/C1	Ø4.8, H=1	Angulated Multi-Unit abutment, 17°, conical connection	Titanium	NP VN SP WP

H = Gingival height C = Crown height L = Length

Multi-Unit System

	Cat. No.	Platform	Implant	Dimensions (mm)	Description	Material	Platform
	CM-NO172 VM-NO172 CM-SO172 CM-WO172	NP NP SP WP	MIS LYNX/C1/V3 V3 MIS LYNX/C1/V3 MIS LYNX/C1	Ø4.8, H=2	Angulated Multi-Unit abutment, 17°, conical connection	Titanium	NP VN SP WP
	CM-SO173 CM-WO173	SP WP	MIS LYNX/C1/V3 MIS LYNX/C1	Ø4.8, H=3	Angulated Multi-Unit abutment, 17°, conical connection	Titanium	SP WP
	CM-NO301 VM-NO301 CM-SO301 CM-WO301	NP NP SP WP	MIS LYNX/C1/V3 V3 MIS LYNX/C1/V3 MIS LYNX/C1	Ø4.8, H=1	Angulated Multi-Unit abutment, 30°, conical connection	Titanium	NP VN SP WP
	CM-NO302 VM-NO302 CM-SO302 CM-WO302	NP NP SP WP	MIS LYNX/C1/V3 V3 MIS LYNX/C1/V3 MIS LYNX/C1	Ø4.8, H=2	Angulated Multi-Unit abutment, 30°, conical connection	Titanium	NP VN SP WP
	CM-SO303 CM-WO303	SP WP	MIS LYNX/C1/V3 MIS LYNX/C1	Ø4.8, H=3	Angulated Multi-Unit abutment, 30°, conical connection	Titanium	SP WP
	MU-BGC48			L=3.3	Gold bar coping abutment for Multi-Unit	Gold-e	
	MU-RSM48			L=12	Analog for Multi-Unit	Titanium	
	MU-CC480			Ø4.8 L=4.3	Cementing cap for Multi-Unit	Titanium	
	MU-CC481			Ø4.8 L=4.75	Cementing cap for Multi-Unit (New design)	Titanium	
	MU-CP048			L=10	Plastic cylinder for Multi-Unit	Burnout plastic	
	MU-H4480			Ø4.8 L=4.3	Healing cap for Multi-Unit	Titanium	
	MU-I0480			Ø4.8 L=10	Impression coping for Multi-Unit, open tray	Titanium	

H = Gingival height C = Crown height L = Length

	Cat. No.	Platform	Implant	Dimensions (mm)	Description	Material	Platform
	MU-IT480			Ø4.8 L=8	Impression coping for Multi-Unit, closed tray	Titanium	
	MU-TO480			Ø4.8 L=10	Titanium temporary cylinder for Multi-Unit	Titanium	
	MU-SP102			L=10	Multi-Unit scan post	Titanium	
	MU-MAN10			Ø4.8 L=10	Digital model analog for Multi-Unit	Titanium	
	MT-MURL2			L=21	Straight Multi-Unit long ratchet key	Stainless steel	
	MT-MURS2			L=16	Straight Multi-Unit short ratchet key	Stainless steel	
	MT-MUML2			L=31	Straight Multi-Unit long motor key	Stainless steel	
	MT-MUMS2			L=24	Straight Multi-Unit short motor key	Stainless steel	
	MT-RDL30			L=27	Long driver for 0.05 inch hex.	Stainless steel	
	MU-S0220			L=3.8	Prosthetic screw for Multi-Unit, 25Ncm	Titanium	
	MU-G0220			L=3.8	Prosthetic gold screw forMulti-Unit, 20Ncm	Gold-s	

H = Gingival height C = Crown height L = Length

Screw Retained Restoration

Gold Plastic Cylinders

	Cat. No.	Platform	Implant	Dimensions (mm)	Description	Material	Platform
	CN-GP010 CS-GP010 CW-GP010	NP SP WP	MIS LYNX/C1/V3 MIS LYNX/C1/V3 MIS LYNX/C1	Ø4.3, H=1 Ø4.8, H=1 Ø5.5, H=1	Gold plastic cylinder, free rotation, conical connection	Burnout plastic + Gold-a	NP VN SP WP
	CN-GPC10 VN-GPC10 CS-GPC10 CW-GPC10	NP NP SP WP	MIS LYNX/C1 V3 MIS LYNX/C1/V3 MIS LYNX/C1	Ø4.3, H=1 Ø4.3, H=1 Ø4.8, H=1 Ø5.5, H=1	Gold plastic cylinder, anti-rotation,conical connection	Burnout plastic + Gold-a	NP VN SP WP
	MN-S0160 MD-S0220	NP SP/WP		L=7.6	Prosthetic screw, 30 Ncm	Titanium	NP VN SP WP
	MD-G0220	SP/WP		L=7.7	Gold prosthetic screw, 20 Ncm	Gold-s	SP WP

H = Gingival height C = Crown height L = Length

Screw Retained Restoration

EZ-Base System



	Cat. No.	Platform	Implant	Dimensions (mm)	Description	Material	Platform
	CN-EZB15 VN-EZB15 CS-EZB15 CW-EZB15	NP NP SP WP	MIS LYNX/C1 V3 MIS LYNX/C1/V3 MIS LYNX/C1	Ø4.25, H=1.5, C=5 Ø4.25, H=1.5, C=5 Ø4.3, H=1.5, C=5 Ø5, H=1.5, C=5	EZ-Base abutment, conical connection	Titanium	NP VN SP WP
	CN-LEZ15 VN-LEZ15 CS-LEZ15 CW-LEZ15	NP NP SP WP	MIS LYNX/C1 V3 MIS LYNX/C1/V3 MIS LYNX/C1	Ø4.6, H=1.5, C=10 Ø4.6, H=1.5, C=10 Ø4.8, H=1.5, C=10 Ø5, H=1.5, C=10	EZ-Base adjustable abutment, conical connection	Titanium	NP VN SP WP
	MT-ELM10			L=30	Long motor key for angled screw channel	Stainless steel	
	MT-ESM10			L=24	Short motor key for angled screw channel	Stainless steel	
	MT-ELR10			L=22.5	Long ratchet key for angled screw channel	Stainless steel	
	MT-ESR10			L=18.7	Short ratchet key for angled screw channel	Stainless steel	
	MN-E0160 MD-E0220	NP SP		L=7.1 L=7.6	EZ-Base prosthetic screw	Titanium	NP VN SP WP

H = Gingival height **C** = Crown height **L** = Length

Digital Restoration

Ti-Bases



	Cat. No.	Platform	Implant	Dimensions (mm)	Description	Material	Platform
	CN-TB001 VN-TB001 CS-TB001 CW-TB001	NP NP SP WP	MIS LYNX/C1 V3 MIS LYNX/C1/V3 MIS LYNX/C1	Ø4.2, H=0.5, C=4 Ø4.2, H=0.5, C=4 Ø4.3, H=0.5, C=4 Ø5.7, H=0.5, C=4	Ti-Base, anti-rotation, conical connection	Titanium	NP VN SP WP
	CN-TB015 VN-TB015 CS-TB015 CW-TB015	NP NP SP WP	MIS LYNX/C1 V3 MIS LYNX/C1/V3 MIS LYNX/C1	Ø4.2, H=1.5, C=4 Ø4.2, H=1.5, C=4 Ø4.3, H=1.5, C=4 Ø5.7, H=1.5, C=4	Ti-Base, anti-rotation, conical connection	Titanium	NP VN SP WP
	CN-TB030 VN-TB030 CS-TB030 CW-TB030	NP NP SP WP	MIS LYNX/C1 V3 MIS LYNX/C1/V3 MIS LYNX/C1	Ø4.2, H=3, C=4 Ø4.2, H=3, C=4 Ø4.3, H=3, C=4 Ø5.7, H=3, C=4	Ti-Base, anti-rotation, conical connection	Titanium	NP VN SP WP
	CN-IN060 VN-IN060 CS-IN060	NP NP SP	MIS LYNX/C1 V3 MIS LYNX/C1/V3	Ø4.2, H=0.5, C=6 Ø4.2, H=0.5, C=6 Ø4.3, H=0.5, C=6	Incisor esthetic Ti abutment, conical connection	Titanium	NP VN SP WP

H = Gingival height C = Crown height L = Length

	Cat. No.	Platform	Implant	Dimensions (mm)	Description	Material	Platform
	CN-IN160 VN-IN160 CS-IN160	NP NP SP	MIS LYNX/C1 V3 MIS LYNX/C1/V3	Ø4.2, H=1.5, C=6 Ø4.2, H=1.5, C=6 Ø4.3, H=1.5, C=6	Incisor esthetic Ti abutment, conical connection	Titanium	NP VN SP
	CN-IN360 VN-IN360 CS-IN360	NP NP SP	MIS LYNX/C1 V3 MIS LYNX/C1/V3	Ø4.2, H=3, C=6 Ø4.2, H=3, C=6 Ø4.3, H=3, C=6	Incisor esthetic Ti abutment, conical connection	Titanium	NP VN SP
	CN-TB002 CS-TB002 CW-TB002	NP SP WP	MIS LYNX/C1 MIS LYNX/C1/V3 MIS LYNX/C1	Ø4.25, H=0.5, C=4 Ø4.3, H=0.5, C=4 Ø5.7, H=0.5, C=4	Ti-Base, free rotation, conical connection*	Titanium	NP VN SP WP
	CN-TBF15 CS-TBF15 CW-TBF15	NP SP WP	MIS LYNX/C1 MIS LYNX/C1/V3 MIS LYNX/C1	Ø4.25, H=1.5, C=4 Ø4.3, H=1.5, C=4 Ø5.7, H=1.5, C=4	Ti-Base, free rotation, conical connection*	Titanium	NP VN SP WP
	CN-TBF30 CS-TBF30 CW-TBF30	NP SP WP	MIS LYNX/C1 MIS LYNX/C1/V3 MIS LYNX/C1	Ø4.25, H=3, C=4 Ø4.3, H=3, C=4 Ø5.7, H=3, C=4	Ti-Base, free rotation, conical connection*	Titanium	NP VN SP WP
	MN-S0160 MD-S0220	NP SP/WP		L=7.6	Prosthetic screw, 30 Ncm	Titanium	NP VN SP WP

H = Gingival height C = Crown height L = Length

* For conical connection, multiple unit, screw-retained restoration, it is recommended to cement the bridge intra-orally.

2 Engagement Types



Free Rotation

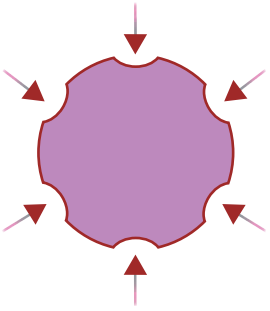

Anti-Rotation

Digital Restoration

Scan Posts

MK-0057

Scan post kit, conical connection

	Cat. No.	Platform	Implant	Dimensions (mm)	Description	Material	Platform
	CN-SP102 VN-SP102 CS-SP102 CW-SP102	NP NP SP WP	MIS LYNX/C1 V3 MIS LYNX/C1/V3 MIS LYNX/C1	L=10	Scan post, conical connection	Titanium	NP VN SP WP
	MU-SP102			L=10	Multi-Unit scan post	Titanium	
	MM-SP104 MM-SP105			Ø4, L=10 Ø5.7, L=10	CONNECT scan post, anti-rotation	Titanium	
	MN-S0160 MD-S0220	NP SP/WP		L=7.6	Prosthetic screw, 20 Ncm	Titanium	NP VN SP WP

H = Gingival height C = Crown height L = Length

Digital Restoration

Digital Model Analogs

	Cat. No.	Platform	Implant	Dimensions (mm)	Description	Material	Platform
	CN-MAN10 VN-MAN10 CS-MAN10 CW-MAN10	NP NP SP WP	MIS LYNX/C1 V3 MIS LYNX/C1/V3 MIS LYNX/C1	Ø3.3, L=10 Ø3.3, L=10 Ø3.8, L=10 Ø4.6, L=10	Digital model analog, conical connection	Titanium	NP VN SP WP
	MU-MAN10			Ø4.8 L=10	Digital model analog forMulti-Unit	Titanium	
	MM-MAN40			Ø4 L=10	Digital model analog for CONNECT	Titanium	
	MM-MAN57			Ø5.7 L=12	Digital model analog for CONNECT	Titanium	

H = Gingival height C = Crown height L = Length

Digital Restoration

Titanium Blanks

	Cat. No.	Platform	Implant	Dimensions (mm)	Description	Material	Platform
	CN-IB091 VN-IB091 CS-IB091 CW-IB091	NP NP SP WP	MIS LYNX/C1 V3 V3/C1 MIS LYNX/C1	Ø9	Titanium Blank, anti-rotation, conical connection	Titanium	NP VN SP WP
	CN-IB121 VN-IB121 CS-IB121 CW-IB121	NP NP SP WP	MIS LYNX/C1 V3 V3/C1 MIS LYNX/C1	Ø12	Titanium Blank, anti-rotation, conical connection	Titanium	NP VN SP WP
	CN-AGT12 VN-AGT12 CS-AGT12 CW-AGT12	NP NP SP WP	MIS LYNX/C1 V3 V3/C1 MIS LYNX/C1	Ø12	Titanium Blank for Amann Girrbach, anti-rotation, conical connection	Titanium	NP VN SP WP
	CN-MAB10 VN-MAB10 CS-MAB10 CW-MAB10	NP NP SP WP	MIS LYNX/C1 V3 V3/C1 MIS LYNX/C1	Ø5	Milling analog for Titanium Blank, conical connection	Stainless Steel	NP VN SP WP

H = Gingival height C = Crown height L = Length

Cemented Restoration

Cementable Abutments

	Cat. No.	Platform	Implant	Dimensions (mm)	Description	Material	Platform
	CN-AN001 VN-AT001 CS-A0010 VS-AT001 CW-AT001	NP NP SP SP WP	MIS LYNX/C1 V3 V3/C1 V3/C1 MIS LYNX/C1	Ø4.8, H=1, C=7 Ø4.8, H=1, C=7 Ø4.8, H=1, C=7.5 Ø5.8, H=1, C=8 Ø5.5, H=1, C=7.5	Cementable abutment, conical connection	Titanium	NP VN SP WP
	CN-AT002 VN-AT002 CS-AT002 VS-AT002 CW-AT002	NP NP SP SP WP	MIS LYNX/C1 V3 V3/C1 V3/C1 MIS LYNX/C1	Ø4.8, H=2, C=7 Ø4.8, H=2, C=7 Ø4.8, H=2, C=7.5 Ø5.8, H=2, C=8 Ø5.5, H=2, C=7.5	Cementable abutment, conical connection	Titanium	NP VN SP WP
	CN-AN003 VN-AT003 CS-A0030 VS-AT003 CW-AT003	NP NP SP SP WP	MIS LYNX/C1 V3 V3/C1 V3/C1 MIS LYNX/C1	Ø4.8, H=3, C=7 Ø4.8, H=3, C=7 Ø4.8, H=3, C=7.5 Ø5.8, H=3, C=8 Ø5.5, H=3, C=7.5	Cementable abutment, conical connection	Titanium	NP VN SP WP
	CN-AN010 VN-AT101	NP NP	MIS LYNX/C1 V3	Ø4.8, H=1, C=7 Ø4.8, H=1, C=7	Cementable angulated abutment, 10°, conical connection	Titanium	NP VN

H = Gingival height C = Crown height L = Length

Cementable Abutments

	Cat. No.	Platform	Implant	Dimensions (mm)	Description	Material	Platform
	CN-AT102 VN-AT102	NP NP	MIS LYNX/C1 V3	Ø4.8, H=2, C=7 Ø4.8, H=2, C=7	Cementable angulated abutment, 10°, conical connection	Titanium	NP VN
	CN-AN310 VN-AT103	NP NP	MIS LYNX/C1 V3	Ø4.8, H=3, C=7 Ø4.8, H=3, C=7	Cementable angulated abutment, 10°, conical connection	Titanium	NP VN
	CS-A1510 CS-AN151 CW-AN151	SP SP WP	MIS LYNX/C1/V3 MIS LYNX/C1/V3 MIS LYNX/C1	Ø4.8, H=1, C=7.5 Ø5.8, H=1, C=7.5 Ø5.5, H=1, C=7.5	Cementable angulated abutment, 15°, conical connection	Titanium	SP WP
	CS-AT152 VS-AT152 CW-AT152	SP SP WP	MIS LYNX/C1/V3 MIS LYNX/C1/V3 MIS LYNX/C1	Ø4.8, H=2, C=7.5 Ø5.8, H=2, C=7.5 Ø5.5, H=2, C=7.5	Cementable angulated abutment, 15°, conical connection	Titanium	SP WP
	CS-A1530 VS-AT153 CW-AT153	SP SP WP	MIS LYNX/C1/V3 MIS LYNX/C1/V3 MIS LYNX/C1	Ø4.8, H=3, C=7.5 Ø5.8, H=3, C=7.5 Ø5.5, H=3, C=7.5	Cementable angulated abutment, 15°, conical connection	Titanium	SP WP
	CN-AN020 VN-AT201	NP NP	MIS LYNX/C1 V3	Ø4.8, H=1, C=7 Ø4.8, H=1, C=7	Cementable angulated abutment, 20°, conical connection	Titanium	NP VN
	CN-AT202 VN-AT202	NP NP	MIS LYNX/C1 V3	Ø4.8, H=2, C=7 Ø4.8, H=2, C=7	Cementable angulated abutment, 20°, conical connection	Titanium	NP VN
	CN-AN320 VN-AT203	NP NP	MIS LYNX/C1 V3	Ø4.8, H=3, C=7 Ø4.8, H=3, C=7	Cementable angulated abutment, 20°, conical connection	Titanium	NP VN
	CS-A2510 CS-AN251 CW-AT251	SP SP WP	MIS LYNX/C1/V3 MIS LYNX/C1/V3 MIS LYNX/C1	Ø4.8, H=1, C=7.5 Ø5.8, H=1, C=7.5 Ø5.5, H=1, C=7.5	Cementable angulated abutment, 25°, conical connection	Titanium	SP WP
	CS-AT252 VS-AT252 CW-AT252	SP SP WP	MIS LYNX/C1/V3 MIS LYNX/C1/V3 MIS LYNX/C1	Ø4.8, H=2, C=7.5 Ø5.8, H=2, C=7.5 Ø5.5, H=2, C=7.5	Cementable angulated abutment, 25°, conical connection	Titanium	SP WP
	CS-A2530 VS-AT253 CW-AT253	SP SP WP	MIS LYNX/C1/V3 MIS LYNX/C1/V3 MIS LYNX/C1	Ø4.8, H=3, C=7.5 Ø5.8, H=3, C=7.5 Ø5.5, H=3, C=7.5	Cementable angulated abutment, 25°, conical connection	Titanium	SP WP
	MN-S0160 MD-S0220	NP SP/WP	V3/C1 V3/C1	L=7.6	Prosthetic screw, 30 Ncm	Titanium	NP VN SP WP

H = Gingival height C = Crown height L = Length

Cemented Restoration

Cementing Posts

	Cat. No.	Platform	Implant	Dimensions (mm)	Description	Material	Platform
	CN-MAC10 VN-MC101 CS-MAC10 VS-MC101 CW-SMAC1	NP NP SP SP WP	MIS LYNX/C1 V3 MIS LYNX/C1/V3 MIS LYNX/C1/V3 MIS LYNX/C1	Ø4, H=1, C=10 Ø4, H=1, C=10 Ø4.8, H=1, C=10 Ø5.8, H=1, C=10 Ø5.5, H=1, C=10	Cementing post, conical connection	Titanium	NP VN SP WP
	CN-MAC30 VN-MC103 CS-MC103 VS-MC103 CW-MC103	NP NP SP SP WP	MIS LYNX/C1 V3 MIS LYNX/C1/V3 MIS LYNX/C1/V3 MIS LYNX/C1	Ø4, H=3, C=10 Ø4, H=3, C=10 Ø4.8, H=3, C=10 Ø5.8, H=3, C=10 Ø5.5, H=3, C=10	Cementing post, conical connection	Titanium	NP VN SP WP
	MN-S0160 MD-S0220	NP SP/WP		L=7.6	Prosthetic screw, 30 Ncm	Titanium	NP VN SP WP
	MD-G0220	SP/WP		L=7.7	Gold prosthetic screw, 20 Ncm	Gold-s	SP WP

H = Gingival height C = Crown height L = Length

Cemented Restoration

CPK - Complete Prosthetic Kit

	Cat. No.	Platform	Implant	Dimensions (mm)	Description	Material	Platform
	CK-NPK41 VK-NPK41 CK-CPK41	NP NP SP	MIS LYNX/C1 V3 MIS LYNX/C1/V3	Ø4, H=1, C=4 Ø4, H=1, C=4 Ø4.8, H=1, C=4	Complete Prosthetic Kit, conical connection	Titanium	NP VN SP
	CK-NPK42 VK-NPK42 CK-CPK42	NP NP SP	MIS LYNX/C1 V3 V3/C1	Ø4, H=2, C=4 Ø4, H=2, C=4 Ø4.8, H=2, C=4	Complete Prosthetic Kit, conical connection	Titanium	NP VN SP
	CK-NPK43 VK-NPK43 CK-CPK43	NP NP SP	MIS LYNX/C1 V3 V3/C1	Ø4, H=3, C=4 Ø4, H=3, C=4 Ø4.8, H=3, C=4	Complete Prosthetic Kit, conical connection	Titanium	NP VN SP
	CK-NPK44 VK-NPK44 CK-CPK44	NP NP SP	MIS LYNX/C1 V3 MIS LYNX/C1/V3	Ø4, H=4, C=4 Ø4, H=4, C=4 Ø4.8, H=4, C=4	Complete Prosthetic Kit, conical connection	Titanium	NP VN SP

H = Gingival height C = Crown height L = Length

	Cat. No.	Platform	Implant	Dimensions (mm)	Description	Material	Platform
	CK-NPK61 VK-NPK61 CK-CPK61 VK-CPK61 CK-WPK61	NP NP SP SP WP	MIS LYNX/C1 V3 MIS LYNX/C1/V3 MIS LYNX/C1/V3 MIS LYNX/C1	Ø4, H=1, C=6 Ø4, H=1, C=6 Ø4.8, H=1, C=6 Ø5.5, H=1, C=6 Ø5.5, H=1, C=6	Complete Prosthetic Kit, conical connection	Titanium	NP VN SP WP
	CK-NPK62 VK-NPK62 CK-CPK62 VK-CPK62 CK-WPK62	NP NP SP SP WP	MIS LYNX/C1 V3 MIS LYNX/C1/V3 MIS LYNX/C1/V3 MIS LYNX/C1	Ø4, H=2, C=6 Ø4, H=2, C=6 Ø4.8, H=2, C=6 Ø5.5, H=2, C=6 Ø5.5, H=2, C=6	Complete Prosthetic Kit, conical connection	Titanium	NP VN SP WP
	CK-NPK63 VK-NPK63 CK-CPK63 VK-CPK63 CK-WPK63	NP NP SP SP WP	MIS LYNX/C1 V3 MIS LYNX/C1/V3 MIS LYNX/C1/V3 MIS LYNX/C1	Ø4, H=3, C=6 Ø4, H=3, C=6 Ø4.8, H=3, C=6 Ø5.5, H=3, C=6 Ø5.5, H=3, C=6	Complete Prosthetic Kit, conical connection	Titanium	NP VN SP WP
	CK-NPK64 VK-NPK64 CK-CPK64 VK-CPK64 CK-WPK64	NP NP SP SP WP	MIS LYNX/C1 V3 MIS LYNX/C1/V3 MIS LYNX/C1/V3 MIS LYNX/C1	Ø4, H=4, C=6 Ø4, H=4, C=6 Ø4.8, H=4, C=6 Ø5.5, H=4, C=6 Ø5.5, H=4, C=6	Complete Prosthetic Kit, conical connection	Titanium	NP VN SP WP
	CK-CPK81 VK-CPK81	SP SP	MIS LYNX/C1/V3 MIS LYNX/C1/V3	Ø4.8, H=1, C=8 Ø5.5, H=1, C=8	Complete Prosthetic Kit, conical connection	Titanium	SP
	CK-CPK82 VK-CPK82	SP SP	MIS LYNX/C1/V3 MIS LYNX/C1/V3	Ø4.8, H=2, C=8 Ø5.5, H=2, C=8	Complete Prosthetic Kit, conical connection	Titanium	SP
	CK-CPK83 VK-CPK83	SP SP	MIS LYNX/C1/V3 MIS LYNX/C1/V3	Ø4.8, H=3, C=8 Ø5.5, H=3, C=8	Complete Prosthetic Kit, conical connection	Titanium	SP
	CK-CPK84 VK-CPK84	SP SP	MIS LYNX/C1/V3 MIS LYNX/C1/V3	Ø4.8, H=4, C=8 Ø5.5, H=4, C=8	Complete Prosthetic Kit, conical connection	Titanium	SP
	CN-CPK41 VN-P4140 CS-CPK41	NP NP SP	MIS LYNX/C1 V3 MIS LYNX/C1/V3	Ø4, H=1, C=4 Ø4, H=1, C=4 Ø4.8, H=1, C=4	Transgingival abutment, conical connection	Titanium	NP VN SP
	CN-CPK42 VN-P4240 CS-CPK42	NP NP SP	MIS LYNX/C1 V3 MIS LYNX/C1/V3	Ø4, H=2, C=4 Ø4, H=2, C=4 Ø4.8, H=2, C=4	Transgingival abutment, conical connection	Titanium	NP VN SP
	CN-CPK43 VN-P4340 CS-CPK43	NP NP SP	MIS LYNX/C1 V3 MIS LYNX/C1/V3	Ø4, H=3, C=4 Ø4, H=3, C=4 Ø4.8, H=3, C=4	Transgingival abutment, conical connection	Titanium	NP VN SP
	CN-CPK44 VN-P4440 CS-CPK44	NP NP SP	MIS LYNX/C1 V3 MIS LYNX/C1/V3	Ø4, H=4, C=4 Ø4, H=4, C=4 Ø4.8, H=4, C=4	Transgingival abutment, conical connection	Titanium	NP VN SP

H = Gingival height C = Crown height L = Length

CPK - Complete Prosthetic Kit

	Cat. No.	Platform	Implant	Dimensions (mm)	Description	Material	Platform
	CN-CPK61 VN-P6140 CS-CPK61 VS-P6155 CW-CPK61	NP NP SP SP WP	MIS LYNX/C1 V3 MIS LYNX/C1/V3 MIS LYNX/C1/V3 MIS LYNX/C1	Ø4, H=1, C=6, Ø4, H=1, C=6, Ø4.8, H=1, C=6 Ø5.5, H=1, C=6 Ø5.5, H=1, C=6	Transgingival abutment, conical connection	Titanium	NP VN SP WP
	CN-CPK62 VN-P6240 CS-CPK62 VS-P6255 CW-CPK62	NP NP SP SP WP	MIS LYNX/C1 V3 MIS LYNX/C1/V3 MIS LYNX/C1/V3 MIS LYNX/C1	Ø4, H=2, C=6 Ø4, H=2, C=6 Ø4.8, H=2, C=6 Ø5.5, H=2, C=6 Ø5.5, H=2, C=6	Transgingival abutment, conical connection	Titanium	NP VN SP WP
	CN-CPK63 VN-P6340 CS-CPK63 VS-P6355 CW-CPK63	NP NP SP SP WP	MIS LYNX/C1 V3 MIS LYNX/C1/V3 MIS LYNX/C1/V3 MIS LYNX/C1	Ø4, H=3, C=6 Ø4, H=3, C=6 Ø4.8, H=3, C=6 Ø5.5, H=3, C=6 Ø5.5, H=3, C=6	Transgingival abutment, conical connection	Titanium	NP VN SP WP
	CN-CPK64 VN-P6440 CS-CPK64 VS-P6455 CW-CPK64	NP NP SP SP WP	MIS LYNX/C1 V3 MIS LYNX/C1/V3 MIS LYNX/C1/V3 MIS LYNX/C1	Ø4, H=4, C=6 Ø4, H=4, C=6 Ø4.8, H=4, C=6 Ø5.5, H=4, C=6 Ø5.5, H=4, C=6	Transgingival abutment, conical connection	Titanium	NP VN SP WP
	CS-CPK81 VS-P8155	SP SP	MIS LYNX/C1/V3 MIS LYNX/C1/V3	Ø4.8, H=1, C=8 Ø5.5, H=1, C=8	Transgingival abutment, conical connection	Titanium	SP
	CS-CPK82 VS-P8255	SP SP	MIS LYNX/C1/V3 MIS LYNX/C1/V3	Ø4.8, H=2, C=8 Ø5.5, H=2, C=8	Transgingival abutment, conical connection	Titanium	SP
	CS-CPK83 VS-P8355	SP SP	MIS LYNX/C1/V3 MIS LYNX/C1/V3	Ø4.8, H=3, C=8 Ø5.5, H=3, C=8	Transgingival abutment, conical connection	Titanium	SP
	CS-CPK84 VS-P8455	SP SP	MIS LYNX/C1/V3 MIS LYNX/C1/V3	Ø4.8, H=4, C=8 Ø5.5, H=4, C=8	Transgingival abutment, conical connection	Titanium	SP
	MN-IC600 MD-IC800 MW-IC800	NP SP WP		Ø4.2, L=8 Ø5, L=10 Ø5.7, L=10	Transfer plastic cap for CPK	Plastic	NP VN SP WP
	MM-CHC40 MM-CHC60 MM-CHC80	NP SP WP		C=4 C=6 C=8	Plastic healing cap	PEEK	NP VN SP WP
	MN-RSM60 MD-RSM60 MW-RSM60	NP SP WP		Ø4, C=6, L=18 Ø4.8, C=6, L=18 Ø5.5, C=6, L=18	Abutment analog for CPK	Stainless steel	NP VN SP WP

H = Gingival height C = Crown height L = Length

Overdentures

LOCKiT Attachment System

	Cat. No.	Platform	Implant	Dimensions (mm)	Description	Material	Platform
	CN-LOC01 CS-LOC01 CW-LOC01	NP SP WP	MIS LYNX/C1/V3 MIS LYNX/C1/V3 MIS LYNX/C1	Ø3.75, H=1 Ø3.75, H=1 Ø4.5, H=1	LOCKiT abutment, conical connection	Titanium alloy + Titanium nitride	NP VN SP WP
	CN-LOC02 CS-LOC02	NP SP	MIS LYNX/C1/V3 MIS LYNX/C1/V3	Ø3.75, H=2 Ø3.75, H=2	LOCKiT abutment, conical connection	Titanium alloy + Titanium nitride	NP VN SP
	CN-LOC03 CS-LOC03 CW-LOC03	NP SP WP	MIS LYNX/C1/V3 MIS LYNX/C1/V3 MIS LYNX/C1	Ø3.75, H=3 Ø3.75, H=3 Ø4.5, H=3	LOCKiT abutment, conical connection	Titanium alloy + Titanium nitride	NP VN SP WP
	CN-LOC04 CS-LOC04	NP SP	MIS LYNX/C1/V3 MIS LYNX/C1/V3	Ø3.75, H=4 Ø3.75, H=4	LOCKiT abutment, conical connection	Titanium alloy + Titanium nitride	NP VN SP
	CN-LOC05 CS-LOC05 CW-LOC05	NP SP WP	MIS LYNX/C1/V3 MIS LYNX/C1/V3 MIS LYNX/C1	Ø3.75, H=5 Ø3.75, H=5 Ø4.5, H=5	LOCKiT abutment, conical connection	Titanium alloy + Titanium nitride	NP VN SP WP

H = Gingival height C = Crown height L = Length

LOCKiT Attachment System

	Cat. No.	Platform	Implant	Dimensions (mm)	Description	Material	Platform
	CK-NLC1 CK-SLC1 CK-WLC1	NP SP WP	MIS LYNX/C1/V3 MIS LYNX/C1/V3 MIS LYNX/C1	Ø3.75, H=1 Ø3.75, H=1 Ø4.5, H=1	LOCKiT abutment kit, conical connection	Titanium alloy + Titanium nitride	NP VN SP WP
	CK-NLC2 CK-SLC2	NP SP	MIS LYNX/C1/V3 MIS LYNX/C1/V3	Ø3.75, H=2 Ø3.75, H=2	LOCKiT abutment kit, conical connection	Titanium alloy + Titanium nitride	NP VN SP
	CK-NLC3 CK-SLC3 CK-WLC3	NP SP WP	MIS LYNX/C1/V3 MIS LYNX/C1/V3 MIS LYNX/C1	Ø3.75, H=3 Ø3.75, H=3 Ø4.5, H=3	LOCKiT abutment kit, conical connection	Titanium alloy + Titanium nitride	NP VN SP WP
	CK-NLC4 CK-SLC4	NP SP	MIS LYNX/C1/V3 MIS LYNX/C1/V3	Ø3.75, H=4 Ø3.75, H=4	LOCKiT abutment kit,conical connection	Titanium alloy + Titanium nitride	NP VN SP
	CK-NLC5 CK-SLC5 CK-WLC5	NP SP WP	MIS LYNX/C1/V3 MIS LYNX/C1/V3 MIS LYNX/C1	Ø3.75, H=5 Ø3.75, H=5 Ø4.5, H=5	LOCKiT abutment kit, conical connection	Titanium alloy + Titanium nitride	NP VN SP WP
	MT-LOC10			Ø7.8 L=86	LOCKiT core tool	Stainless steel	
	MM-LOCI1			Ø5.4 H=4.4	LOCKiT impression coping		
	MM-LOA40 MM-LOA50	NP/SP WP		Ø4, L=10.2 Ø5, L=10.2	LOCKiT analog		NP SP WP
	MM-LOC02				LOCKiT male processing package		
	MM-CLE10			Ø4.75 H=1.78	LOCKiT male retention cap 10° standard (clear)	Nylon	
	MM-PIN10			Ø4.72 H=1.78	LOCKiT male retention cap 10° light (pink)	Nylon	
	MM-BLU10			Ø4.72 H=1.78	LOCKiT male retention cap 10° extra light (blue)	Nylon	

H = Gingival height C = Crown height L = Length

	Cat. No.	Platform	Implant	Dimensions (mm)	Description	Material	Platform
	MM-GRE10			Ø4.75 H=1.78	LOCKiT male retention cap 20° standard (green)	Nylon	
	MM-RED10			Ø4.72 H=1.78	LOCKiT male retention cap 20° extra light (red)	Nylon	
	MM-BLA10			Ø4.75 H=1.9	LOCKiT male processing cap for impression coping (black)	Polyethylene	
	MM-TIT10			Ø5.5 H=2.25	LOCKiT metal housing titanium cap	Titanium	
	MT-RSD19			L=19	LOCKiT short torque ratchet driver	Stainless steel	
	MT-RSD24			L=24	LOCKiT long torque ratchet driver	Stainless steel	
	MT-LOC11			Ø7.35 H=4.1	LOCKiT abutment holder sleeve		

H = Gingival height C = Crown height L = Length

5 Retention Options

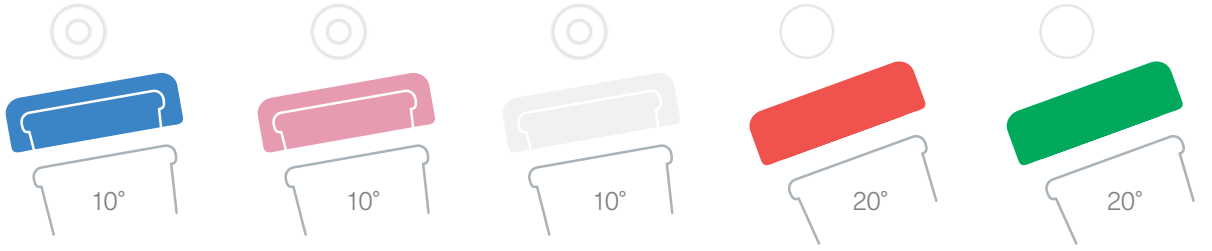

Extra Light Retention | Light Retention | Standard Retention | Extra Light Retention | Standard Retention

Overdentures

OT-Equator Kits

	Cat. No.	Platform	Implant	Dimensions (mm)	Description	Material	Platform
	CK-NOE1 CK-SOE1 CK-WOE1	NP SP WP	MIS LYNX/C1/V3 MIS LYNX/C1/V3 MIS LYNX/C1	Ø4, H=1 Ø4.4, H=1 Ø4.4, H=1	OT-Equator kit, conical connection	Titanium	NP VN SP WP
	CK-NOE2 CK-SOE2	NP SP	MIS LYNX/C1/V3 MIS LYNX/C1/V3	Ø4, H=2 Ø4.4, H=2	OT-Equator kit, conical connection	Titanium	NP VN SP
	CK-NOE3 CK-SOE3 CK-WOE3	NP SP WP	MIS LYNX/C1/V3 MIS LYNX/C1/V3 MIS LYNX/C1	Ø4, H=3 Ø4.4, H=3 Ø4.4, H=3	OT-Equator kit, conical connection	Titanium	NP VN SP WP
	CK-NOE4 CK-SOE4	NP SP	MIS LYNX/C1/V3 MIS LYNX/C1/V3	Ø4, H=4 Ø4.4, H=4	OT-Equator kit, conical connection	Titanium	NP VN SP
	CK-NOE5 CK-SOE5	NP SP	MIS LYNX/C1 MIS LYNX/C1/V3	Ø4, H=5 Ø4.4, H=5	OT-Equator kit, conical connection	Titanium	NP SP

H = Gingival height C = Crown height L = Length

	Cat. No.	Platform	Implant	Dimensions (mm)	Description	Material	Platform
	ET-IT002				OT-Equator handling tool		
	OE-IC002				OT-Equator impression coping cap		
	OE-RSM60				OT-Equator analog	Stainless steel	
	MT-RDL30			L=27	Long driver for 0.05 inch hex.	Stainless steel	
	MT-RDS30			L=21.3	Short driver for 0.05 inch hex.	Stainless steel	
	OE-RCP01				OT-Equator soft retentive cap (pink), 4-pack		
	OE-RCW01				OT-Equator standard retentive cap (white), 4-pack		
	OE-RCV01				OT-Equator rigid retentive cap (violet), 4-pack		
	OE-RCY01				OT-Equator extra soft retentive cap (yellow), 4-pack		
	OE-RCB01				OT-Equator laboratory retentive cap (black), 4-pack		
	OE-MH001				OT-Equator metal housing		

H = Gingival height C = Crown height L = Length

Overdentures

Ball Attachment System

	Cat. No.	Platform	Implant	Dimensions (mm)	Description	Material	Platform
	CN-B1330 CS-B1375 CW-B1500	NP SP WP	MIS LYNX/C1/V3 MIS LYNX/C1/V3 MIS LYNX/C1	Ø4,H=1 Ø4.4,H=1 Ø4.4,H=1	Ball attachment anchor, conical connection	Titanium alloy + Titanium nitride	NP VN SP WP
	CN-B2330 CS-B2375	NP SP	MIS LYNX/C1/V3 MIS LYNX/C1/V3	Ø4,H=2 Ø4.4,H=2	Ball attachment anchor, conical connection	Titanium alloy + Titanium nitride	NP VN SP
	CN-B3330 CS-B3375 CW-B3500	NP SP WP	MIS LYNX/C1/V3 MIS LYNX/C1/V3 MIS LYNX/C1	Ø4,H=3 Ø4.4,H=3 Ø4.4,H=3	Ball attachment anchor, conical connection	Titanium alloy + Titanium nitride	NP VN SP WP
	CN-B4330 CS-B4375	NP SP	MIS LYNX/C1/V3 MIS LYNX/C1/V3	Ø4,H=4 Ø4.4,H=4	Ball attachment anchor, conical connection	Titanium alloy + Titanium nitride	NP VN SP
	CS-B5375	SP	MIS LYNX/C1/V3	Ø4.4,H=5	Ball attachment anchor, conical connection	Titanium alloy + Titanium nitride	SP

H = Gingival height C = Crown height L = Length

	Cat. No.	Platform	Implant	Dimensions (mm)	Description	Material	Platform
	MB-RS375			L=15.1	Ball attachment analog	Stainless steel	
	MB-SF200			Ø3.7 L=3.5	Plastic ball cap for ball attachment	Plastic	
	MB-GPS10			L=2.4	Gold ball cap for ball attachment	Gold-e	
	MB-TTP10			Ø3.5 L=3.1	Titanium ball cap for ball attachment	Titanium	
	MB-PR010			Ø3.8 L=2	Plastic mounting sleeve for ball attachment	Plastic	
	MB-TBS10			Ø2.5	Titanium ball cap spring for ball attachment, standard	Steel	
	MB-TBS20			Ø2.6	Titanium ball cap spring for ball attachment, soft	Steel	
	MB-DMH10				Double metal housing for ball attachment		
	MB-PPC10			Ø4.2 L=2.6	Standard plastic cap for ball attachment metal housing	Plastic	
	MB-PPR10			Ø4.2 L=2.6	Soft plastic cap for ball attachment metal housing, 800-950g retention	Plastic	
	MB-DB235			Ø15 L=2.6	Plastic disc for ball attachment	Plastic	
	MT-RB225			L=22	Ball attachment anchor key	Stainless steel	

H = Gingival height C = Crown height L = Length

GUIDE
Bone Mill
SOFT BONE
HARD BONE

MGUIDE - GUIDED SURGERY

MGUIDE is an advanced yet simple solution for guided surgery. The 3D-printed template is designed with an open frame that allows visibility, irrigation and accessibility without the need for removal.

Designed as a keyless system, MGUIDE allows for single-handed procedures, eliminating the need for unnecessary tools. With MGUIDE, clinicians can choose between flapless and raised-flap procedures.

MGUIDE

MGUIDE Templates

Please note: MGUIDE prosthetic template might not be registered or available in every country/region.

MGUIDE prosthetic template

MGUIDE surgical template

	Cat. No	Description
	MG-TMP10	MGUIDE surgical template
	MG-TMP20	MGUIDE surgical template for edentulous cases
	MG-TMP50	MGUIDE surgical and prosthetic templates

MGUIDE

MGUIDE Conical Connection Surgical Set

MG-K004
MGUIDE Surgical Set

	Cat. No	Dimensions (mm)	Description	Material	Sold
	MG-TP055	Ø5.5 L=26	MGUIDE tissue punch, wide platform	Stainless steel	INSIDE KIT, STAND ALONE
	MG-BM047	Ø4.7 L=24.5	MGUIDE bone mill, standard platform	Stainless steel	INSIDE KIT, STAND ALONE
	MG-BM055	Ø5.5 L=24.5	MGUIDE bone mill, wide platform	Stainless steel	INSIDE KIT, STAND ALONE
	MG-D0624	Ø2.4 L=30.8	MGUIDE 6mm pilot drill	Stainless steel	INSIDE KIT, STAND ALONE
	MG-D0824	Ø2.4 L=32.8	MGUIDE pilot drill for 8mm length implant	Stainless steel	INSIDE KIT, STAND ALONE
	MG-D1024	Ø2.4 L=34.8	MGUIDE pilot drill for 10mm length implant	Stainless steel	INSIDE KIT, STAND ALONE
	MG-D1124	Ø2.4 L=36.3	MGUIDE pilot drill for 11.5mm length implant	Stainless steel	INSIDE KIT, STAND ALONE

L = Length

MGUIDE Surgical Set

	Cat. No	Dimensions (mm)	Description	Material	Sold
	MG-D1324	Ø2.4 L=37.8	MGUIDE pilot drill for 13mm length implant	Stainless steel	INSIDE KIT STAND ALONE
	CG-D0833	Ø2.3-3.25 L=32.8	MGUIDE drill for Ø3.30 x 8mm length implant, conical connection	Stainless steel	INSIDE KIT STAND ALONE
	CG-D1033	Ø2.3-3.25 L=34.8	MGUIDE drill for Ø3.30 x 10mm length implant, conical connection	Stainless steel	INSIDE KIT STAND ALONE
	CG-D1133	Ø2.3-3.25 L=36.3	MGUIDE drill for Ø3.30 x 11.5mm length implant, conical connection	Stainless steel	INSIDE KIT STAND ALONE
	CG-D1333	Ø2.3-3.25 L=37.8	MGUIDE drill for Ø3.30 x 13mm length implant, conical connection	Stainless steel	INSIDE KIT STAND ALONE
	CG-D0839	Ø2.9-3.85 L=32.8	MGUIDE drill for Ø3.75 and Ø3.90 x 8mm length implant, conical connection	Stainless steel	INSIDE KIT STAND ALONE
	CG-D1039	Ø2.9-3.85 L=34.8	MGUIDE drill for Ø3.75 and Ø3.90 x 10mm length implant, conical connection	Stainless steel	INSIDE KIT STAND ALONE
	CG-D1139	Ø2.9-3.85 L=36.3	MGUIDE drill for Ø3.75 and Ø3.90 x 11.5mm length implant, conical connection	Stainless steel	INSIDE KIT STAND ALONE
	CG-D1339	Ø2.9-3.85 L=37.8	MGUIDE drill for Ø3.75 and Ø3.90 x 13mm length implant, conical connection	Stainless steel	INSIDE KIT STAND ALONE
	CG-D0843	Ø3.4-4.25 L=32.8	MGUIDE drill for Ø4.20 and Ø4.30 x 8mm length implant, conical connection	Stainless steel	INSIDE KIT STAND ALONE
	CG-D1043	Ø3.4-4.25 L=34.8	MGUIDE drill for Ø4.20 and Ø4.30 x 10mm length implant, conical connection	Stainless steel	INSIDE KIT STAND ALONE
	CG-D1143	Ø3.4-4.25 L=36.3	MGUIDE drill for Ø4.20 and Ø4.30 x 11.5mm length implant, conical connection	Stainless steel	INSIDE KIT STAND ALONE

L = Length

	Cat. No	Dimensions (mm)	Description	Material	Sold
	CG-D1343	Ø3.4-4.25 L=37.8	MGUIDE drill for Ø4.20 and Ø4.30 x 13mm length implant, conical connection	Stainless steel	INSIDE KIT, STAND ALONE
	CG-D0850	Ø3.9-4.95 L=32.8	MGUIDE drill for Ø5 x 8mm length implant, conical connection	Stainless steel	INSIDE KIT, STAND ALONE
	CG-D1050	Ø3.9-4.95 L=34.8	MGUIDE drill for Ø5 x 10mm length implant, conical connection	Stainless steel	INSIDE KIT, STAND ALONE
	CG-D1150	Ø3.9-4.95 L=36.3	MGUIDE drill for Ø5 x 11.5mm length implant, conical connection	Stainless steel	INSIDE KIT, STAND ALONE
	CG-D1350	Ø3.9-4.95 L=37.8	MGUIDE drill for Ø5 x 13mm length implant, conical connection	Stainless steel	INSIDE KIT, STAND ALONE
	MG-DLG55	Ø5.5 L=55	MGUIDE drill length gauge	Titanium	INSIDE KIT, STAND ALONE
	CG-GRN01	Ø5.5 L=30.5	MGUIDE C1 direct ratchet insertion tool, conical connection, narrow platform	Stainless steel	INSIDE KIT, STAND ALONE
	CG-GMN10	Ø5.5 L=31	MGUIDE C1 motor insertion tool, conical connection, narrow platform	Stainless steel	INSIDE KIT, STAND ALONE
	CG-GRN10	Ø5.5 L=26	MGUIDE C1 ratchet insertion tool, conical connection, narrow platform	Stainless steel	INSIDE KIT, STAND ALONE
	VG-GRN01	Ø5.5 L=30.5	MGUIDE V3 direct ratchet insertion tool, conical connection, narrow platform	Stainless steel	INSIDE KIT, STAND ALONE
	VG-GMN10	Ø5.5 L=31	MGUIDE V3 motor insertion tool, conical connection, narrow platform	Stainless steel	INSIDE KIT, STAND ALONE
	VG-GRN10	Ø5.5 L=25.5	MGUIDE V3 ratchet insertion tool, conical connection, narrow platform	Stainless steel	INSIDE KIT, STAND ALONE

L = Length

MGUIDE Surgical Set

	Cat. No	Dimensions (mm)	Description	Material	Sold
	CG-GRS01	Ø5.5 L=31	MGUIDE V3/C1 direct ratchet insertion tool, conical connection, standard platform	Stainless steel	INSIDE KIT, STAND ALONE
	CG-GMS10	Ø5.5 L=32	MGUIDE V3/C1 motor insertion tool, conical connection, standard platform	Stainless steel	INSIDE KIT, STAND ALONE
	CG-GRS10	Ø5.5 L=27	MGUIDE C1 ratchet insertion tool, conical connection, standard platform	Stainless steel	INSIDE KIT, STAND ALONE
	VG-GRS10	Ø5.5 L=26	MGUIDE V3 ratchet insertion tool, conical connection, standard platform	Stainless steel	INSIDE KIT, STAND ALONE
	CG-GRW01	Ø5.5 L=31	MGUIDE C1 direct ratchet insertion tool, conical connection, wide platform	Stainless steel	INSIDE KIT, STAND ALONE
	CG-GMW10	Ø5.5 L=32	MGUIDE C1 motor insertion tool, conical connection, wide platform	Stainless steel	INSIDE KIT, STAND ALONE
	CG-GRW10	Ø5.5 L=27	MGUIDE C1 ratchet insertion tool, conical connection, wide platform	Stainless teel	INSIDE KIT, STAND ALONE
	CG-TAS55	Ø5.5 L=24	MGUIDE template anchoring screw, conical connection	Titanium	INSIDE KIT, STAND ALONE
	MG-FP020	Ø2 L=27	MGUIDE fixation pin	Titanium	INSIDE KIT, STAND ALONE
	MG-DFP20	Ø2 L=35.3	MGUIDE drill for fixation pin	Stainless steel	INSIDE KIT, STAND ALONE
	MT-RDL30	L=27	Long driver for 0.05 inch hex.	Stainless steel	INSIDE KIT, STAND ALONE
	MT-RA480		Ratchet to hex. adapter	Stainless steel	INSIDE KIT, STAND ALONE
	MT-RI030	L=84	Monoblock ratchet		INSIDE KIT, STAND ALONE

L = Length

MGUIDE

MGUIDE Drill Replacement Kit

MG-SD01
MGUIDE Drill Replacement Kit

	Cat. No	Dimensions (mm)	Description	Material	Sold
	MG-TP047	Ø4.7 L=26	MGUIDE tissue punch, standard platform	Stainless steel	INSIDE KIT STAND ALONE
	MG-TP055	Ø5.5 L=26	MGUIDE tissue punch	Stainless steel	INSIDE KIT STAND ALONE
	MG-BM047	Ø4.7 L=24.5	MGUIDE bone mill, standard platform	Stainless steel	INSIDE KIT STAND ALONE
	MG-BM055	Ø5.5 L=24.5	MGUIDE bone mill, wide platform	Stainless steel	INSIDE KIT STAND ALONE
	MG-D0624	Ø2.4 L=30.8	MGUIDE pilot drill for 6mm length implant	Stainless steel	INSIDE KIT STAND ALONE
	MG-D0824	Ø2.4 L=32.8	MGUIDE pilot drill for 8mm length implant	Stainless steel	INSIDE KIT STAND ALONE
	MG-D1024	Ø2.4 L=34.8	MGUIDE pilot drill for 10mm length implant	Stainless steel	INSIDE KIT STAND ALONE
	MG-D1124	Ø2.4 L=36.3	MGUIDE pilot drill for 11.5mm length implant	Stainless steel	INSIDE KIT STAND ALONE
	MG-D1324	Ø2.4 L=37.8	MGUIDE pilot drill for 13mm length implant	Stainless steel	INSIDE KIT STAND ALONE

L = Length

MGUIDE

MGUIDE Conical Connection Surgical Set, Narrow Sleeve

MG-K005
MGUIDE Surgical Set, Narrow Sleeve

	Cat. No	Dimensions (mm)	Description	Material	Sold
	MG-NBM40	Ø4 L=24.5	MGUIDE Narrow Sleeve bone mill	Stainless steel	INSIDE KIT, STAND ALONE
	MG-NTP40	Ø4 L=26	MGUIDE Narrow Sleeve tissue punch	Stainless steel	INSIDE KIT, STAND ALONE
	MG-N0624	Ø2.4 L=30.8	MGUIDE Narrow Sleeve 6mm pilot drill	Stainless steel	INSIDE KIT, STAND ALONE

L = Length

	Cat. No	Dimensions (mm)	Description	Material	Sold
	MG-N0824	Ø2.4 L=32.8	MGUIDE Narrow Sleeve pilot drill for 8mm length implant	Stainless steel	INSIDE KIT, STAND ALONE
	MG-N1024	Ø2.4 L=34.8	MGUIDE Narrow Sleeve pilot drill for 10mm length implant	Stainless steel	INSIDE KIT, STAND ALONE
	MG-N1124	Ø2.4 L=36.3	MGUIDE Narrow Sleeve pilot drill for 11.5mm length implant	Stainless steel	INSIDE KIT, STAND ALONE
	MG-N1324	Ø2.4 L=37.8	MGUIDE Narrow Sleeve pilot drill for 13mm length implant	Stainless steel	INSIDE KIT, STAND ALONE
	CG-N0833	Ø2.3-3.25 L=32.8	MGUIDE Narrow Sleeve drill for Ø3.30 x 8mm length implant, conical connection	Stainless steel	INSIDE KIT, STAND ALONE
	CG-N1033	Ø2.3-3.25 L=34.8	MGUIDE Narrow Sleeve drill for Ø3.30 x 10mm length implant, conical connection	Stainless steel	INSIDE KIT, STAND ALONE
	CG-N1133	Ø2.3-3.25 L=36.3	MGUIDE Narrow Sleeve drill for Ø3.30 x 11.5mm length implant, conical connection	Stainless steel	INSIDE KIT, STAND ALONE
	CG-N1333	Ø2.3-3.25 L=37.8	MGUIDE Narrow Sleeve drill for Ø3.30 x 13mm length implant, conical connection	Stainless steel	INSIDE KIT, STAND ALONE
	CG-N0839	Ø2.9-3.85 L=32.8	MGUIDE Narrow Sleeve drill for Ø3.75 and Ø3.90 x 8mm length implant, conical connection	Stainless steel	INSIDE KIT, STAND ALONE
	CG-N1039	Ø2.9-3.85 L=34.8	MGUIDE Narrow Sleeve drill for Ø3.75 and Ø3.90 x 10mm length implant, conical connection	Stainless steel	INSIDE KIT, STAND ALONE
	CG-N1139	Ø2.9-3.85 L=36.3	MGUIDE Narrow Sleeve drill for Ø3.75 and Ø3.90 x 11.5mm length implant, conical connection	Stainless steel	INSIDE KIT, STAND ALONE
	CG-N1339	Ø2.9-3.85 L=37.8	MGUIDE Narrow Sleeve drill for Ø3.75 and Ø3.90 x 13mm length implant, conical connection	Stainless steel	INSIDE KIT, STAND ALONE

L = Length

MGUIDE Surgical Set, Narrow Sleeve

	Cat. No	Dimensions (mm)	Description	Material	Sold
	MG-NLG40	Ø4 L=55	MGUIDE Narrow Sleeve drill length gauge	Titanium	INSIDE KIT STAND ALONE
	CG-NMN10	Ø4 L=31	MGUIDE Narrow Sleeve C1 motor insertion tool, conical connection, narrow platform	Stainless steel	INSIDE KIT STAND ALONE
	CG-NMS10	Ø4 L=32	MGUIDE Narrow Sleeve V3/C1 motor insertion tool, conical connection, standard platform	Stainless steel	INSIDE KIT STAND ALONE
	CG-NRN10	Ø4 L=26	MGUIDE Narrow Sleeve C1 ratchet insertion tool, conical connection, narrow platform	Stainless steel	INSIDE KIT STAND ALONE
	CG-NRN01	Ø4 L=30.5	MGUIDE Narrow Sleeve C1 direct insertion tool, conical connection, narrow platform	Stainless steel	INSIDE KIT STAND ALONE
	CG-NRS10	Ø4 L=27	MGUIDE Narrow Sleeve C1 ratchet insertion tool, conical connection, standard platform	Stainless steel	INSIDE KIT STAND ALONE
	CG-NRS01	Ø4 L=31	MGUIDE Narrow Sleeve V3/C1 direct insertion tool, conical connection, standard platform	Stainless steel	INSIDE KIT STAND ALONE
	VG-NMN10	Ø4 L=31	MGUIDE Narrow Sleeve V3 motor insertion tool, conical connection, narrow platform	Stainless steel	INSIDE KIT STAND ALONE
	VG-NRN10	Ø4 L=25.5	MGUIDE Narrow Sleeve V3 ratchet insertion tool, conical connection, narrow platform	Stainless steel	INSIDE KIT STAND ALONE
	VG-NRN01	Ø4 L=30.5	MGUIDE Narrow Sleeve V3 direct insertion tool, conical connection, narrow platform	Stainless steel	INSIDE KIT STAND ALONE
	VG-NRS10	Ø4 L=26	MGUIDE Narrow Sleeve V3 ratchet insertion tool, conical connection, standard platform	Stainless steel	INSIDE KIT STAND ALONE
	CG-NTAS0	Ø4 L=24	MGUIDE Narrow Sleeve template anchoring screw, conical connection, standard platform	Titanium	INSIDE KIT STAND ALONE

L = Length

MGUIDE

MGUIDE Drill Replacement Kit, Narrow Sleeve

MG-ND01

MGUIDE Drill Replacement Kit, Narrow Sleeve

	Cat. No	Dimensions (mm)	Description	Material	Sold
	MG-NBM40	Ø4 L=24.5	MGUIDE Narrow Sleeve bone mill	Stainless steel	INSIDE KIT, STAND ALONE
	MG-NTP40	Ø4 L=26	MGUIDE Narrow Sleeve tissue punch	Stainless steel	INSIDE KIT, STAND ALONE
	MG-N0624	Ø2.4 L=30.8	MGUIDE Narrow Sleeve pilot drill for 6mm length implant	Stainless steel	INSIDE KIT, STAND ALONE
	MG-N0824	Ø2.4 L=32.8	MGUIDE Narrow Sleeve pilot drill for 8mm length implant	Stainless steel	INSIDE KIT, STAND ALONE
	MG-N1024	Ø2.4 L=34.8	MGUIDE Narrow Sleeve pilot drill for 10mm length implant	Stainless steel	INSIDE KIT, STAND ALONE
	MG-N1124	Ø2.4 L=36.3	MGUIDE Narrow Sleeve pilot drill for 11.5mm length implant	Stainless steel	INSIDE KIT, STAND ALONE
	MG-N1324	Ø2.4 L=37.8	MGUIDE Narrow Sleeve pilot drill for 13mm length implant	Stainless steel	INSIDE KIT, STAND ALONE

L = Length

MGUIDE

MGUIDE 16mm Drills Kit, Conical Connection

Please note, products which are part of the MGUIDE drills kit may not be registered or available in every country/region.

MG-KD07
MGUIDE 16mm Drills Kit

	Cat. No	Dimensions (mm)	Description	Material	Sold
	MG-D0024	Ø2.2 L=36.5	MGUIDE marking drill	Stainless steel	INSIDE KIT STAND ALONE
	MG-D0624	Ø2.4 L=30.8	MGUIDE 6mm pilot drill	Stainless steel	INSIDE KIT STAND ALONE
	MG-D1624	Ø2-2.4 L=40.8	MGUIDE pilot drill for 16mm length implant	Stainless steel	INSIDE KIT STAND ALONE
	CG-D1633	Ø2.3-3.3 L=40.8	MGUIDE drill for Ø3.30 x 16mm length implant, conical connection	Stainless steel	INSIDE KIT STAND ALONE
	CG-D1639	Ø2.9-3.9 L=40.8	MGUIDE drill for Ø3.75 and Ø3.90 x 16mm length implant, conical connection	Stainless steel	INSIDE KIT STAND ALONE
	CG-D1643	Ø3.4-4.3 L=40.8	MGUIDE drill for Ø4.20 and Ø4.30 x 16mm length implant, conical connection	Stainless steel	INSIDE KIT STAND ALONE
	CG-D1650	Ø3.9-5 L=40.8	MGUIDE drill for Ø5 x 16mm length implant, conical connection	Stainless steel	INSIDE KIT STAND ALONE
	MG-N0024	Ø2.2 L=36.5	MGUIDE Narrow Sleeve marking drill	Stainless steel	INSIDE KIT STAND ALONE
	MG-N0624	Ø2.4 L=30.8	MGUIDE Narrow Sleeve 6mm pilot drill	Stainless steel	INSIDE KIT STAND ALONE
	MG-N1624	Ø2-2.4 L=40.8	MGUIDE Narrow Sleeve pilot drill for 16mm length implant	Stainless steel	INSIDE KIT STAND ALONE
	CG-N1633	Ø2.3-3.3 L=40.8	MGUIDE Narrow Sleeve drill for Ø3.30 x 16mm length implant, conical connection	Stainless steel	INSIDE KIT STAND ALONE
	CG-N1639	Ø2.9-3.9 L=40.8	MGUIDE Narrow Sleeve drill for Ø3.75 and Ø3.90 x 16mm length implant, conical connection	Stainless steel	INSIDE KIT STAND ALONE

L = Length

ADDITIONAL INFORMATION

Additional information

MIS Orientation Insertion Tools



Areas **A** and **B** indicate the position of the flat surface of the insertion tool that should be aligned with the flat surface of the implant **C**.

This alignment allows easy identification of the flat side of the implant for desired placement.

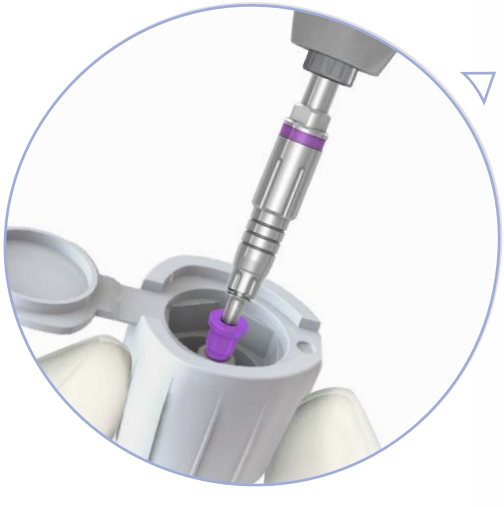

The insertion tool allows the delivery of a cover screw or a healing cap onto the implant after insertion.

Additional information

Pilot Drills, External Irrigation

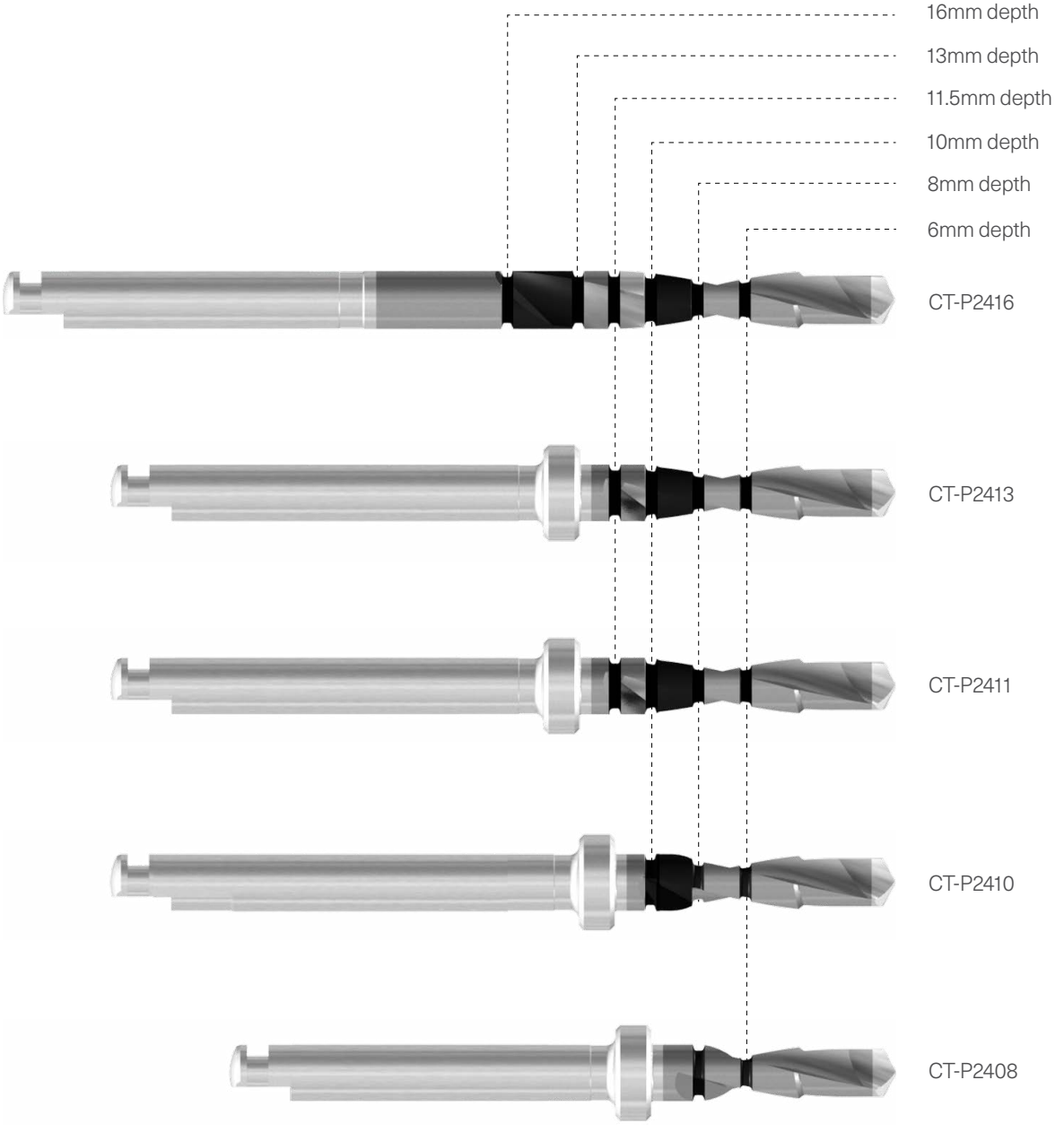

Additional information

Step Drills, External Irrigation

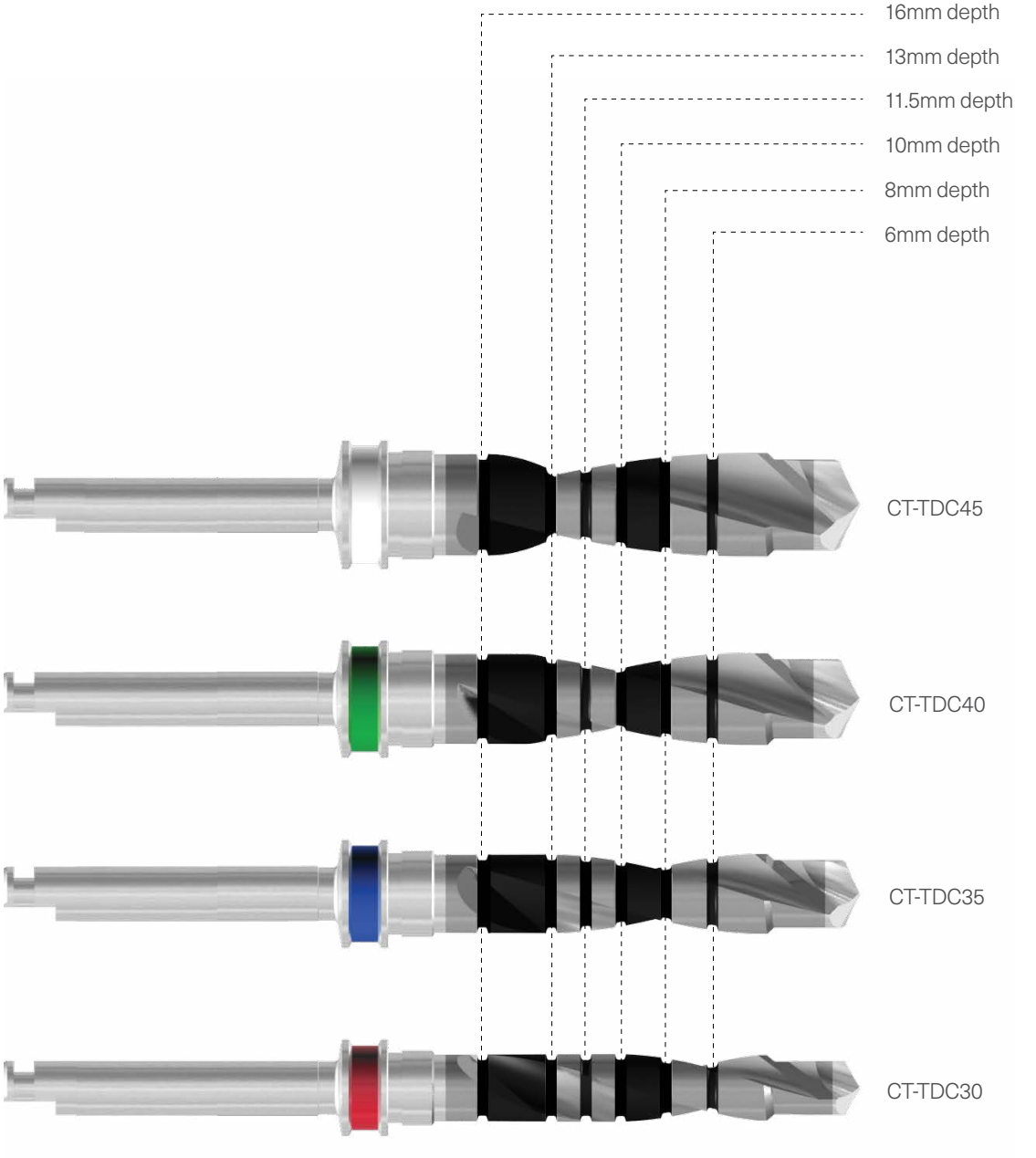

Additional information

Alloy Composition

	Material	Titanium Alloy Ti 6Al 4V ELI	Gold-a	Gold-s	Gold-e
	Application	C, K	L, G, K	L, G, K	L, K
Composition	Gold %	-	60	61	70
	Platinum %	-	19	13.5	8.50
	Silver %	-	-	16.5	13.40
	Palladium %	-	20	-	-
	Copper %	-	-	9	7.50
	Zinc %		-	Balance	0.05
	Iridium %		Balance	-	0.10
	Titanium (max)	Balance	-	-	-
	Carbon (max)	0.08	-	-	-
	Iron (max)	0.25	-	-	-
	Oxygen (max)	0.13	-	-	-
	Nitrogen (max)	0.05	-	-	-
	Hydrogen (max)	0.013	-	-	-
	Aluminum	5.5-6.5	-	-	-
	Vanadium	3.5-4.5	-	-	-
	Melting range °C	1604-1660	1400-1490	950-1050	895-1010
Hardness	Soft annealing HV5	-	145	160	170
	Hardened HV5	350-385	240	250	295
	Soft °C / min	-	100/30	750/5	750/5
	Hardened °C / min	-	700/30	350/15	450/15

Legend: **C**–bonding **K**–resin **L**–soldering **G**–casting onto

INDEX

INDEX

Cat. No.	Page
C	
C1-D08375	21
C1-D08420	23
C1-D08500	25
C1-D10330	19
C1-D10375	21
C1-D10420	23
C1-D10500	25
C1-D11330	19
C1-D11375	21
C1-D11420	23
C1-D11500	25
C1-D13330	19
C1-D13375	21
C1-D13420	23
C1-D13500	25
C1-D16330	19
C1-D16375	21
C1-D16420	23
C1-D16500	25
CG-D0833	114
CG-D0839	114
CG-D0843	114
CG-D0850	115
CG-D1033	114
CG-D1039	114
CG-D1043	114
CG-D1050	115
CG-D1133	114
CG-D1139	114
CG-D1143	114
CG-D1150	115
CG-D1333	114
CG-D1339	114
CG-D1343	115
CG-D1350	115
CG-D1633	123
CG-D1639	123
CG-D1643	123
CG-D1650	123
CG-GMN10	115
CG-GMS10	116
CG-GMW10	116
CG-GRN01	115
CG-GRN10	115
CG-GRS01	116
CG-GRS10	116
CG-GRW01	116
CG-GRW10	116
CG-N0833	119
CG-N0839	119
CG-N1033	119
CG-N1039	119
CG-N1133	119
CG-N1139	119
CG-N1333	119
CG-N1339	119
CG-N1633	123
CG-N1639	123
CG-NMN10	120
CG-NMS10	120
CG-NRN01	120
CG-NRN10	120
CG-NRS01	120
CG-NRS10	120
CG-NTAS0	120
CG-TAS55	116
CK-CPK41	100
CK-CPK42	100
CK-CPK43	100
CK-CPK44	100
CK-CPK61	101
CK-CPK62	101
CK-CPK63	101
CK-CPK64	101
CK-CPK81	101
CK-CPK82	101
CK-CPK83	101
CK-CPK84	101
CK-NLC1	104
CK-NLC2	104
CK-NLC3	104
CK-NLC4	104
CK-NLC5	104
CK-NOE1	106
CK-NOE2	106
CK-NOE3	106
CK-NOE4	106
CK-NOE5	106
CK-NPK41	100
CK-NPK42	100
CK-NPK43	100
CK-NPK44	100
CK-NPK61	101
CK-NPK62	101
CK-NPK63	101
CK-NPK64	101
CK-SLC1	104
CK-SLC2	104
CK-SLC3	104
CK-SLC4	104
CK-SLC5	104
CK-SOE1	106
CK-SOE2	106
CK-SOE3	106
CK-SOE4	106
CK-SOE5	106
CK-WLC1	104
CK-WLC3	104
CK-WLC5	104
CK-WOE1	106
CK-WOE3	106
CK-WPK61	101
CK-WPK62	101
CK-WPK63	101
CK-WPK64	101
CM-N1480	87
CM-N2480	87
CM-N3480	87
CM-N5480	87
CM-NO171	87
CM-NO172	88
CM-NO301	88
CM-NO302	88
CM-S1480	87
CM-S2480	87
CM-S3480	87
CM-S4480	87
CM-S5480	87
CM-SO171	87
CM-SO172	88
CM-SO173	88
CM-SO301	88
CM-SO302	88
CM-SO303	88
CM-W1480	87
CM-W3480	87
CM-WO171	87
CM-WO172	88
CM-WO173	88
CM-WO301	88
CM-WO302	88
CM-WO303	88
CN-AGT12	96
CN-AN001	97
CN-AN003	97
CN-AN010	97
CN-AN020	98
CN-AN310	98
CN-AN320	98
CN-AT002	97
CN-AT102	98
CN-AT202	98
CN-B1330	108
CN-B2330	108

Cat. No.	Page
CN-B3330	108
CN-B4330	108
CN-C2040	82
CN-C3040	82
CN-CPK41	101
CN-CPK42	101
CN-CPK43	101
CN-CPK44	101
CN-CPK61	102
CN-CPK62	102
CN-CPK63	102
CN-CPK64	102
CN-EZB15	91
CN-GP010	90
CN-GPC10	90
CN-I0330	78
CN-IB091	96
CN-IB121	96
CN-IC401	78
CN-IC405	79
CN-IN060	92
CN-IN160	93
CN-IN360	93
CN-IO331	78
CN-IO335	78
CN-IO405	78
CN-IT300	79
CN-IT340	79
CN-LEZ15	91
CN-LOC01	103
CN-LOC02	103
CN-LOC03	103
CN-LOC04	103
CN-LOC05	103
CN-MAB10	96
CN-MAC10	99
CN-MAC30	99
CN-MAN10	95
CN-PF330	79
CN-RSM10	79
CN-SP102	94
CN-TB001	92
CN-TB002	93
CN-TB015	92
CN-TB030	92
CN-TBF15	93
CN-TBF30	93
CN-TC013	80
CN-TC023	80
CN-TC033	81
CN-TCI13	80
CN-TCI23	81
CN-TCI33	81
CN-TPA10	81
CN-TPH50	81
CS-A0010	97

Cat. No.	Page
CS-A0030	97
CS-A1510	98
CS-A1530	98
CS-A2510	98
CS-A2530	98
CS-AGT12	96
CS-AN151	98
CS-AN251	98
CS-AT002	97
CS-AT152	98
CS-AT252	98
CS-B1375	108
CS-B2375	108
CS-B3375	108
CS-B4375	108
CS-B5375	108
CS-C1540	82
CS-C1557	84
CS-C2040	82
CS-C2057	84
CS-C3040	82
CS-C3057	84
CS-C4040	82
CS-C4057	84
CS-CPK41	101
CS-CPK42	101
CS-CPK43	101
CS-CPK44	101
CS-CPK61	102
CS-CPK62	102
CS-CPK63	102
CS-CPK64	102
CS-CPK81	102
CS-CPK82	102
CS-CPK83	102
CS-CPK84	102
CS-EZB15	91
CS-GP010	90
CS-GPC10	90
CS-I0375	78
CS-IB091	96
CS-IB121	96
CS-IC481	78
CS-IC485	79
CS-IN060	92
CS-IN160	93
CS-IN360	93
CS-IO391	78
CS-IO395	78
CS-IO485	78
CS-IT300	79
CS-IT340	79
CS-LEZ15	91
CS-LOC01	103
CS-LOC02	103
CS-LOC03	103

Cat. No.	Page
CS-LOC04	103
CS-LOC05	103
CS-MAB10	96
CS-MAC10	99
CS-MAN10	95
CS-MC103	99
CS-PF375	79
CS-RSM10	79
CS-SP102	94
CS-TB001	92
CS-TB002	93
CS-TB015	92
CS-TB030	92
CS-TBF15	93
CS-TBF30	93
CS-TC013	80
CS-TC023	80
CS-TC033	81
CS-TCI13	80
CS-TCI23	81
CS-TCI33	81
CS-TPA10	81
CS-TPH50	81
CT-BGP32	66
CT-BGP35	66
CT-BGP46	66
CT-BP320	66
CT-BP355	66
CT-BP460	66
CT-BTC24	52
CT-BTC24	56
CT-BTC24	61
CT-BTC30	56
CT-BTC30	61
CT-BTC35	56
CT-BTC35	61
CT-BTC40	56
CT-BTC40	61
CT-NLI10	43
CT-NLI10	53
CT-NLI10	57
CT-NLI10	63
CT-NLM30	46
CT-NLM30	62
CT-NLR10	43
CT-NLR10	53
CT-NLR10	57
CT-NLR10	62
CT-NLR30	46
CT-NLR30	62
CT-NSI10	43
CT-NSI10	53
CT-NSI10	57
CT-NSI10	63
CT-NSM30	46
CT-NSM30	62

Cat. No.	Page
CT-NSR10	43
CT-NSR10	53
CT-NSR10	57
CT-NSR10	62
CT-NSR30	46
CT-NSR30	62
CT-P2406	55
CT-P2408	39
CT-P2408	56
CT-P2408	60
CT-P2408	65
CT-P2410	39
CT-P2410	56
CT-P2410	61
CT-P2410	65
CT-P2411	39
CT-P2411	56
CT-P2411	61
CT-P2411	65
CT-P2413	39
CT-P2413	56
CT-P2413	61
CT-P2413	65
CT-P2416	39
CT-P2416	52
CT-P2416	56
CT-P2416	61
CT-P2416	65
CT-SLI10	43
CT-SLI10	53
CT-SLI10	57
CT-SLI10	63
CT-SLM30	46
CT-SLM30	62
CT-SLR10	43
CT-SLR10	53
CT-SLR10	57
CT-SLR10	63
CT-SLR30	46
CT-SLR30	62
CT-SSI10	44
CT-SSI10	53
CT-SSI10	57
CT-SSI10	63
CT-SSM30	46
CT-SSM30	62
CT-SSR10	43
CT-SSR10	53
CT-SSR10	57
CT-SSR10	63
CT-SSR30	46
CT-SSR30	62
CT-TDC30	40
CT-TDC30	56
CT-TDC30	61
CT-TDC30	65

Cat. No.	Page
CT-TDC35	40
CT-TDC35	56
CT-TDC35	61
CT-TDC35	65
CT-TDC40	40
CT-TDC40	56
CT-TDC40	61
CT-TDC40	65
CT-TDC45	40
CT-UN001	72
CT-US001	72
CT-UW001	73
CT-WLI10	44
CT-WLI10	53
CT-WLI10	58
CT-WLI10	63
CT-WLR10	44
CT-WLR10	54
CT-WLR10	58
CT-WLR10	63
CT-WSI10	44
CT-WSI10	53
CT-WSI10	58
CT-WSI10	63
CT-WSR10	44
CT-WSR10	54
CT-WSR10	58
CT-WSR10	63
CW-AGT12	96
CW-AN151	98
CW-AT001	97
CW-AT002	97
CW-AT003	97
CW-AT152	98
CW-AT153	98
CW-AT251	98
CW-AT252	98
CW-AT253	98
CW-B1500	108
CW-B3500	108
CW-C1540	82
CW-C1557	84
CW-C2040	82
CW-C2057	84
CW-C3040	82
CW-C3057	84
CW-C4040	82
CW-C4057	84
CW-CPK61	102
CW-CPK62	102
CW-CPK63	102
CW-CPK64	102
CW-EZB15	91
CW-GP010	90
CW-GPC10	90
CW-I0500	78

Cat. No.	Page
CW-IB091	96
CW-IB121	96
CW-IC551	78
CW-IC555	79
CW-IO501	78
CW-IO505	78
CW-IO555	78
CW-IT300	79
CW-IT340	79
CW-LEZ15	91
CW-LOC01	103
CW-LOC03	103
CW-LOC05	103
CW-MAB10	96
CW-MAN10	95
CW-MC103	99
CW-PF500	79
CW-RSM10	79
CW-SMAC1	99
CW-SP102	94
CW-TB001	92
CW-TB002	93
CW-TB015	92
CW-TB030	92
CW-TBF15	93
CW-TBF30	93
CW-TC013	80
CW-TC023	80
CW-TC033	81
CW-TCI13	80
CW-TCI23	81
CW-TCI33	81
CW-TPA10	81

E

ET-IT002	51
ET-IT002	73
ET-IT002	107

L

LNXC-06420	11
LNXC-06500	13

Cat. No.	Page
LNXC-08375	9
LNXC-08420	11
LNXC-08500	13
LNXC-10330	7
LNXC-10375	9
LNXC-10420	11
LNXC-10500	13
LNXC-11330	7
LNXC-11375	9
LNXC-11420	11
LNXC-11500	13
LNXC-13330	7
LNXC-13375	9
LNXC-13420	11
LNXC-13500	13
LNXC-16330	7
LNXC-16375	9
LNXC-16420	11
LNXC-16500	13
LT-SLM10	45
LT-SLM10*	54
LT-SLM10*	58
LT-SLR10	45
LT-SLR10*	54
LT-SLR10*	58
LT-SSM10	45
LT-SSM10*	54
LT-SSM10*	58
LT-SSR10	45
LT-SSR10*	54
LT-SSR10*	58
LT-WLM10	45
LT-WLM10*	54
LT-WLM10*	58
LT-WLR10	45
LT-WLR10*	54
LT-WLR10*	58
LT-WSM10	45
LT-WSM10*	54
LT-WSM10*	58
LT-WSR10	45
LT-WSR10*	54
LT-WSR10*	58

M

MB-DB235	109
MB-DMH10	109
MB-GPS10	109
MB-PPC10	109

Cat. No.	Page
MB-PPR10	109
MB-PR010	109
MB-RS375	109
MB-SF200	109
MB-TBS10	109
MB-TBS20	109
MB-TTP10	109
MD-E0220	91
MD-G0213	79
MD-G0220	90
MD-G0220	99
MD-IC800	102
MD-RSM60	102
MD-S0220	79
MD-S0220	81
MD-S0220	90
MD-S0220	93
MD-S0220	94
MD-S0220	98
MD-S0220	99
MG1-TE480	51
MG-BM047	113
MG-BM047	117
MG-BM055	113
MG-BM055	117
MG-D0024	123
MG-D0624	113
MG-D0624	117
MG-D0624	123
MG-D0824	113
MG-D0824	117
MG-D1024	113
MG-D1024	117
MG-D1124	113
MG-D1124	117
MG-D1324	114
MG-D1324	117
MG-D1624	123
MG-DFP20	116
MG-DLG55	115
MG-FP020	116
MG-K004	113
MG-K005	118
MG-KD07	122
MG-N0024	123
MG-N0624	118
MG-N0624	121
MG-N0624	123
MG-N0824	119
MG-N0824	121
MG-N1024	119
MG-N1024	121
MG-N1124	119
MG-N1124	121
MG-N1324	119
MG-N1324	121

Cat. No.	Page
MG-N1624	123
MG-NBM40	118
MG-NBM40	121
MG-ND01	121
MG-NLG40	120
MG-NTP40	118
MG-NTP40	121
MG-SD01	117
MG-TMP10	112
MG-TMP20	112
MG-TMP50	112
MG-TP047	117
MG-TP055	113
MG-TP055	117
MK-0039	71
MK-0057	94
MK-0060	66
MK-BC101	67
MK-C051	55
MK-C101	74
MK-CCXD	52
MK-CD01	65
MK-CDS08	68
MK-CDS(08-13)	68
MK-CDS10	68
MK-CDS11	68
MK-CDS13	68
MM-AN204	83
MM-BLA10	105
MM-BLU10	104
MM-CCR04	83
MM-CCR05	85
MM-CCRI4	84
MM-CCRI5	85
MM-CE046	83
MM-CE056	85
MM-CEI46	83
MM-CEI56	85
MM-CF048	83
MM-CF054	85
MM-CFI48	83
MM-CFI54	85
MM-CHC40	102
MM-CHC60	102
MM-CHC80	102
MM-CLE10	104
MM-GRE10	105
MM-H0540	82
MM-H0557	84
MM-H1540	82
MM-H1557	84
MM-H3040	82
MM-H3057	84
MM-IC040	83
MM-IC057	84
MM-ICI40	83

Cat. No.	Page
MM-ICI57	84
MM-IO011	83
MM-IO040	82
MM-IO057	84
MM-IOI11	83
MM-IOI40	82
MM-IOI57	84
MM-LOA40	104
MM-LOA50	104
MM-LOC02	104
MM-LOCI1	104
MM-MAN40	84
MM-MAN40	95
MM-MAN57	85
MM-MAN57	95
MM-PIN10	104
MM-RED10	105
MM-RSM41	83
MM-RSM57	85
MM-S0160	86
MM-SA160	86
MM-SP104	84
MM-SP104	94
MM-SP105	85
MM-SP105	94
MM-TC041	83
MM-TC057	85
MM-TCI41	83
MM-TCI57	85
MM-TIT10	105
MN-E0160	91
MN-IC600	102
MN-RSM60	102
MN-S0160	79
MN-S0160	81
MN-S0160	90
MN-S0160	93
MN-S0160	94
MN-S0160	98
MN-S0160	99
MO-CO160	69
MO-CO200	69
MO-CO240	69
MO-CO280	69
MO-SO300	69
MO-SO350	69
MO-SO400	69
MT-00400	42
MT-00500	42
MT-00600	42
MT-BTI20	47
MT-BTI20	59
MT-BTI20	64
MT-CLM21	50
MT-CLM21	85
MT-CLR21	50

Cat. No.	Page
MT-CLR21	71
MT-CLR21	86
MT-CS330	41
MT-CS330	52
MT-CS330	57
MT-CS375	41
MT-CS375	53
MT-CS375	57
MT-CS420	41
MT-CS420	53
MT-CS420	57
MT-CS500	41
MT-CS500	53
MT-CS500	57
MT-CSM21	50
MT-CSM21	86
MT-CSN33	41
MT-CSN33	61
MT-CSR21	50
MT-CSR21	86
MT-DE001	47
MT-DE001	52
MT-DE001	59
MT-DE001	64
MT-ELM10	51
MT-ELM10	91
MT-ELR10	51
MT-ELR10	73
MT-ELR10	91
MT-ESM10	51
MT-ESM10	91
MT-ESR10	51
MT-ESR10	91
MT-GDN33	41
MT-GDN33	62
MT-GDN50	41
MT-GDN50	62
MT-HLI10	70
MT-HSI10	70
MT-HTS10	49
MT-IT100	49
MT-IT100*	86
MT-LM005	48
MT-LM005	49
MT-LM005	71
MT-LOC10	51
MT-LOC10	73
MT-LOC10	104
MT-LOC11	105
MT-LRH20	70
MT-MFXGS	48
MT-MSD20	49
MT-MSD20	73
MT-MUML2	50
MT-MUML2	72
MT-MUML2	89

Cat. No.	Page
MT-MUMS2	51
MT-MUMS2	89
MT-MURL2	50
MT-MURL2	72
MT-MURL2	89
MT-MURS2	50
MT-MURS2	89
MT-PD440	38
MT-PD440	52
MT-PD440	55
MT-PD440	60
MT-PDM24	38
MT-PDM24	52
MT-PDM24	55
MT-PDM24	60
MT-PP240	48
MT-RA480	48
MT-RA480	51
MT-RA480	116
MT-RB225	49
MT-RB225	72
MT-RB225	109
MT-RDE30	47
MT-RDE30	49
MT-RDL30	47
MT-RDL30	50
MT-RDL30	54
MT-RDL30	59
MT-RDL30	64
MT-RDL30	71
MT-RDL30	89
MT-RDL30	107
MT-RDL30	116
MT-RDM30	47
MT-RDM30	50
MT-RDS30	47
MT-RDS30	50
MT-RDS30	54
MT-RDS30	59
MT-RDS30	64
MT-RDS30	71
MT-RDS30	107
MT-RE160	48
MT-RE160	50
MT-RE160	59
MT-RE160	63
MT-RE160	72
MT-RE172	48
MT-RE172	50
MT-RE172	59
MT-RE172	63
MT-RE172	72
MT-RI030	48
MT-RI030	70
MT-RI030	116
MT-RI040	51

Cat. No.	Page
MT-RI040	73
MT-RSD19	51
MT-RSD19	72
MT-RSD19	105
MT-RSD24	51
MT-RSD24	72
MT-RSD24	105
MT-RT070	48
MT-RT070	54
MT-RT070	59
MT-RT070	64
MT-SM005	48
MT-SM005	49
MT-SM005	71
MT-SMD10	38
MT-SMD10	55
MT-SMD10	60
MT-SMD10	70
MT-SRA10	48
MT-SRH20	70
MT-TP420	48
MT-TP500	48
MT-UN002	72
MT-US002	72
MT-UW002	72
MU-BGC48	88
MU-CC480	88
MU-CC481	88
MU-CP048	88
MU-G0220	89
MU-H4480	88
MU-I0480	88
MU-IT480	89
MU-MAN10	89
MU-MAN10	95
MU-RSM48	88
MU-S0220	89
MU-SP102	89
MU-SP102	94
MU-TO480	89
MW-IC800	102
MW-RSM60	102

O

Cat. No.	Page
OE-IC002	107
OE-MH001	107
OE-RCB01	107
OE-RCP01	107
OE-RCV01	107
OE-RCW01	107
OE-RCY01	107
OE-RSM60	107

V

Cat. No.	Page
V3-08390	31
V3-08430	33
V3-08500	35
V3-10330	29
V3-10390	31
V3-10430	33
V3-10500	35
V3-11330	29
V3-11390	31
V3-11430	33
V3-11500	35
V3-13330	29
V3-13390	31
V3-13430	33
V3-13500	35
V3-16330	29
V3-16390	31
V3-16430	33
V3-16500	35
VG-GMN10	115
VG-GRN01	115
VG-GRN10	115
VG-GRS10	116
VG-NMN10	120
VG-NRN01	120
VG-NRN10	120
VG-NRS10	120
VK-CPK61	101
VK-CPK62	101
VK-CPK63	101
VK-CPK64	101
VK-CPK81	101
VK-CPK82	101
VK-CPK83	101
VK-CPK84	101
VK-NPK41	100
VK-NPK42	100
VK-NPK43	100
VK-NPK44	100
VK-NPK61	101
VK-NPK62	101
VK-NPK63	101
VK-NPK64	101
VM-NO171	87
VM-NO172	88
VM-NO301	88
VM-NO302	88
VN-AGT12	96
VN-AT001	97
VN-AT002	97
VN-AT003	97
VN-AT101	97
VN-AT102	98
VN-AT103	98
VN-AT201	98
VN-AT202	98
VN-AT203	98
VN-EZB15	91
VN-GPC10	90
VN-IB091	96
VN-IB121	96
VN-IC400	79
VN-IC401	78
VN-IC405	79
VN-IC440	79
VN-IN060	92
VN-IN160	93
VN-IN360	93
VN-IO331	78
VN-IO335	78
VN-IO401	78
VN-IO405	78
VN-LEZ15	91
VN-MAB10	96
VN-MAN10	95
VN-MC101	99
VN-MC103	99
VN-P4140	101
VN-P4240	101
VN-P4340	101
VN-P4440	101
VN-P6140	102
VN-P6240	102
VN-P6340	102
VN-P6440	102
VN-PF340	79
VN-RSM10	79
VN-SP102	94
VN-TB001	92
VN-TB015	92
VN-TB030	92
VN-TCI13	80
VN-TCI23	81
VN-TCI33	81
VN-TPA10	81
VN-TPH50	81
VS-AT001	97
VS-AT002	97
VS-AT003	97
VS-AT152	98
VS-AT153	98
VS-AT252	98
VS-AT253	98
VS-MC101	99
VS-MC103	99
VS-P6155	102
VS-P6255	102
VS-P6355	102
VS-P6455	102
VS-P8155	102
VS-P8255	102
VS-P8355	102
VS-P8455	102
VS-TC013	80
VS-TC023	80
VS-TC033	81
VS-TCI13	80
VS-TCI23	81
VS-TCI33	81

Products may not be available in some regulated markets.

Please contact your local Dentsply Sirona sales office for current product assortment and availability.

MIS LYNX™

MIS C1

MIS V3

MIS NGUIDE

MIS CONNECT

MIS | Dentsply Sirona

MIS | MAKE IT SIMPLE

www.mis-implants.com